

جمهورية العراق
وزارة التخطيط - الجهاز المركزي للإحصاء



Central Statistical Organization IRAQ

Industrial Statistic Directorate

Statistic of Large Industrial Establishments (Cumulative) For 2016



April 2017

| Contents | No. |
|---|------------|
| Introduction | 1 |
| Report goals | 1 |
| Inclusiveness Data | 1 |
| Analysis functions of Statistical indicators | 2 |
| Terms and concepts | 2 |
| Analytical results | 3 |
| Statistical tables | |
| Table (1) Summary of the results of industrial statistics of the large industrial establishments operating for the years (2013-2016). | 4 |
| Table (2) The most important analytical indicators of the large (cumulative) industrial establishments for the years (2013-2016). | 6 |
| Table (3) Indicators of the results of industrial statistics of large industrial establishments operating by sector (cumulative) for the year 2016. | 7 |
| Table (4) Number of large industrial establishments operating by industry and sector and the number of permanent and temporary workers and their wages (cumulative) for the year 2016. | 8 |
| Table (5) Value of production and sales by section and sector in large industrial establishments operating (cumulative) for the year 2016. | 9 |
| Table (6) Value of Production Requirements by section and Sector in Large Industrial Establishments (Cumulative) for the Year 2015 | 10 |
| Table (7) Number of large industrial establishments operating by industry and sector, and the number of the permanent and temporary workers and their wages (cumulative) for the year 2016. | 15 -11 |
| Table (8) Value of Production and Sales by Industry and Sector in Large Industrial Establishments (Cumulative) for 2016. | 20 -16 |
| Table (9) Value of Supply of Commodity and Services by Industry and Sector in Large Industrial Establishments (Cumulative) for 2016. | 25-21 |
| Table (10) Number of Large Industrial Establishments, the number of Permanent, Temporary Workers, and their Wage by Industry and Sector Activity (cumulative) for 2016. | 33-26 |
| Table (11) Value of Production and Sales by Industry and Sector Activity in Large Industrial Establishments (Cumulative) for 2016. | 41-34 |

| | |
|---|-------|
| Table (12) Value of Supply of Commodity and Services by Industry and Sector in Large Industrial Establishments (Cumulative) for 2016. | 49-42 |
| Table (13) Number of large industrial establishments operating by governorate and the number of permanent and temporary workers and their wages (cumulative) for the year 2016. | 50 |
| Table (14) Value of Production and Sales by Governorate in Large Industrial Establishments (Cumulative) for 2016. | 51 |
| Table (15) Value of Supply of Commodity and Services by Governorate in Large Industrial Establishments (Cumulative) for 2016. | 52 |
| Table (16) Number of Large Industrial Establishments Operating by Governorate and Sector and Number of Permanent and Temporary Workers and Their (Cumulative) wages for 2016. | 55-53 |
| Table (17) Value of Production and Sales by Governorate and Sector in Large Industrial Establishments (Cumulative) for 2016. | 58-56 |
| Table (18) Value of Supply of Commodity and Services by Governorate and Sector in Large Industrial Establishments (Cumulative) for 2016. | 61-59 |

| Charts | No. |
|---|-----|
| Figure (1) Number of large industrial establishments operating for the years 2013-2016. | 4 |
| Figure (2) Number of employees of large industrial establishments operating for the years (2013-2016). | 5 |
| Figure (3) Value of wages and benefits for large industrial establishments operating for the years 2013-2016. | 5 |
| Figure (4) Value of production and supplies for large industrial (establishments operating for the years 2013-2016. | 5 |
| (Figure (5) Average wage for years (2013-2016). | 7 |
| Figure (6) Number of large industrial establishments operating by sector for year 2016. | 7 |

Introduction

Industry activity occupies an important position among economic activities in many countries and plays a special role in the economic development process, in the development of other sectors of the economy, in the employment of labor and thus in the contribution to GDP. In view of this importance, and the efforts exerted by the Central Statistical organization to provide accurate annual statistical data, indicating the reality of the activity of this sector in the country in order to develop it and increase its contribution to the GDP, through conducting analytical studies of statistical data, according to economic variables of production, added value, and a fixed capital formation.

The Directorate of Industrial Statistics carries out an annual survey of the factories operating in this sector and produces annual statistics related to the data of these laboratories, including the main indicators of extractive industries (excluding oil) and transformation by public and mixed sectors. It should be noted that attempts since the 1950s in Iraq to distinguish between Handicrafts, home industries, small, medium and large industries by adopting standard employment and fixed assets, where large industries characterized the use of 30 or more workers.

Objectives of report

- 1-Provide annual statistical data on the activity of large industrial establishments.
- 2-Reduce dependence on estimates in calculating the annual economic changes of the industrial activity.
- 3-Compliance with quality standards for publishing data issued by United Nations.
- 4-Provide annual data for national accounts.

Data including

It should be noted that the data collection was based on a comprehensive framework that was provided through the results of the general census of economic establishments implemented by the Central Statistical Organization in 2009 and after being prepared and updated by the Directorate of Industrial Statistics in cooperation with the directorates of statistics in Baghdad and the provinces. The statistical community included all the plants whose primary activity is in mining, quarrying and manufacturing. According to the International Standard Industrial Classification of All Activities - Revision 4 (ISIC4). It covered (586) establishments and did not include the governorates (Nineveh, Anbar and Salah al-Din) as well as the province of Hawija to Kirkuk governorate for the security conditions in these governorates. Not covered Kurdistan region.

Analysis functions of statistical indicators

- Production of operator = production value / Number of operator
- Added value = Production value - Equipment
- Operator production of added value = Added value / Number of operators
- Production of wages = Production value / wages
- Average of operator share of equipment = equipment value / Number of operator
- Average of annual wage of operator = wages / Number of operators
- Rate of manufacture = Value of equipments / Production value
- Change rate = Current year / Previous year

Terms and concepts

- Rate of manufacture: the percentage of total equipment value compared to total production value.
- Inputs: total of crude value +total packaging items +total services equipment.
- Outputs: Value of perfect production +non-perfect production +incomes for others+ commercial activity incomes.

Analysis result of large operated industrial establishments (cumulative) for 2016

1. Number of establishments

The number of large industrial establishments amounted 955 for 2016 with the public frame 586 establishment. Whereas the stopped establishments amounted 369 compared with operated establishments amounted 586 for 2016, with 2015-amounted 621. we noticed the decrees of establishments down to 5.6%, while the stooped establishment as 38.6% from public frame distributed of 8 governmental sector, 32 public sector, 5-mixed sector and 324 private sector.

2. Number of operators

The number of operators amounted 117020 for 2016 within the operators without wages because they are owners of this establishments compared with 2015 amounted 129224 a decline ratio of 9.4%.

3. Wages and benefits value

The value of wages and benefits amounted 1220 billion dinar for 2016 with 1307 billion dinar for 2015 with decline ratio of 6.6% this decrease appeared of public sector because of decrease the wages, salaries of state institutions.

4. Production value

Production value amounted 4866 billion dinar for 2016 with 4236 billion dinar for 2015 dcreased of 14.9% because of some institutions like union company for sugar industry.

5. Equipment value

Equipment value amounted 3027 billion dinar for 2016 with 2271 billion dinar for 2015, increase ratio amounted 33.3%

6. Sales

Sales value amounted 4631 billion dinar for 2016 with 3918 billion dinar for 2015, increase ratio amounted 18.2%.

7. Added value

Added value amounted 1839 billion dinar for 2016 with 1964 billion dinar for 2015, decrease ratio amounted 6.3%.

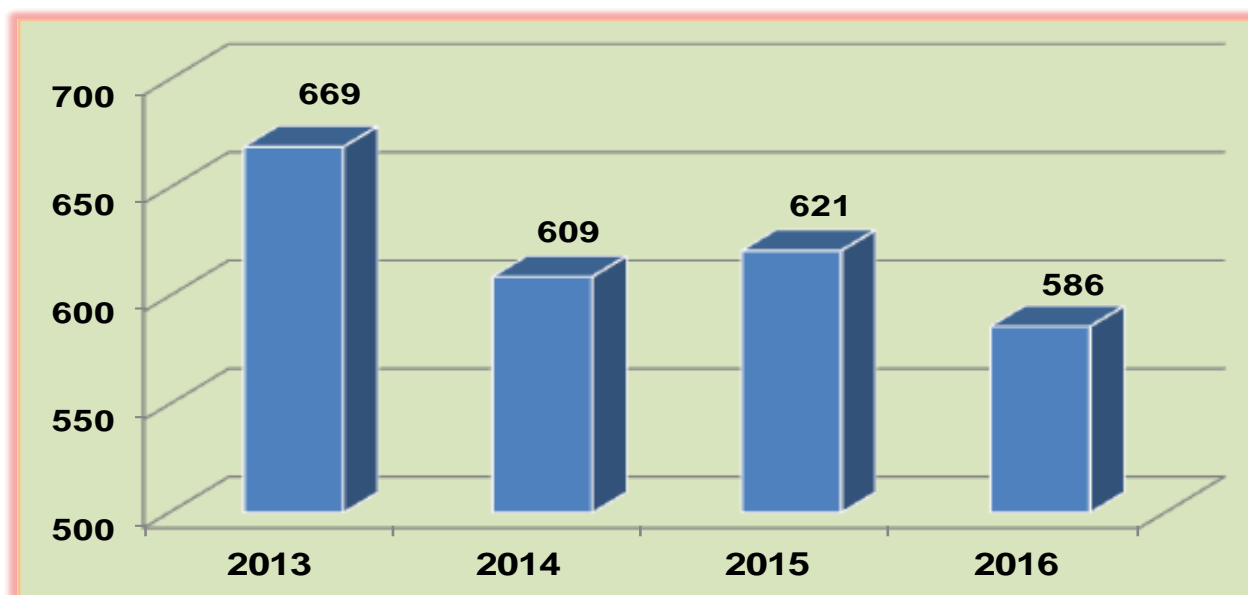
Summary of the results of industrial statistics of the large industrial establishments operating for the years (2013-2016).

Table (1)

| Indicators | 2013 | 2014 | 2015 | 2016 | Change rate (2016-2015) % |
|---|---------|---------|---------|---------|---------------------------|
| Number of establishments | 669 | 609 | 621 | 586 | -5.6 |
| Number of operators | 163040 | 130487 | 129224 | 117020 | -9.4 |
| Wages and benefits value(Million Dinar) | 1734449 | 1414514 | 1307436 | 1220420 | -6.6 |
| Production value (Million Dinar) | 6097266 | 4251851 | 4235550 | 4866859 | 14.9 |
| Equipment value (Million Dinar) | 2871222 | 2033121 | 2271691 | 3027024 | 33.3 |
| Sales value (Million Dinar) | 5342822 | 3465113 | 3918135 | 4631424 | 18.2 |
| Added value(Million Dinar) | 3226044 | 2218729 | 1963860 | 1839835 | -6.3 |

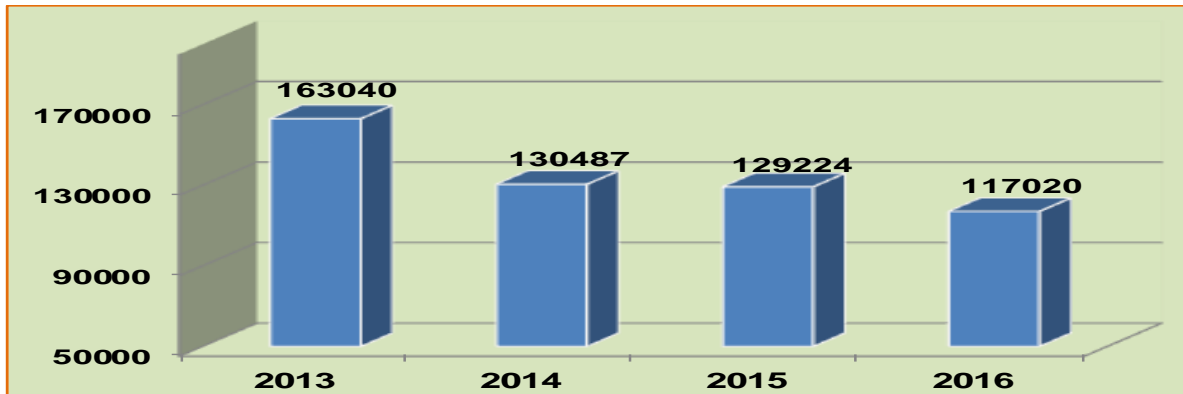
Number of large establishment for 2013-2016

Figure(1)



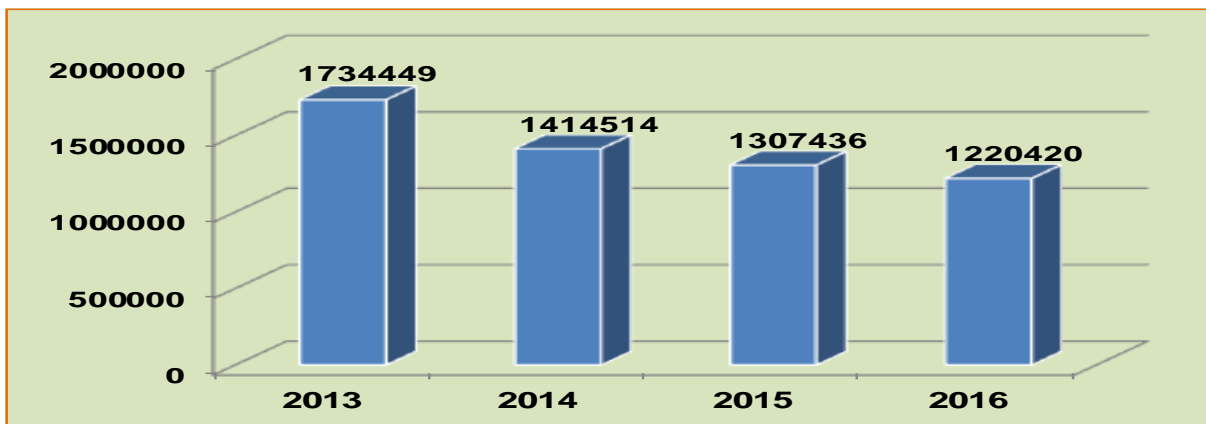
Number of operators in large industrial establishments for 2013-2016

Figure (2)



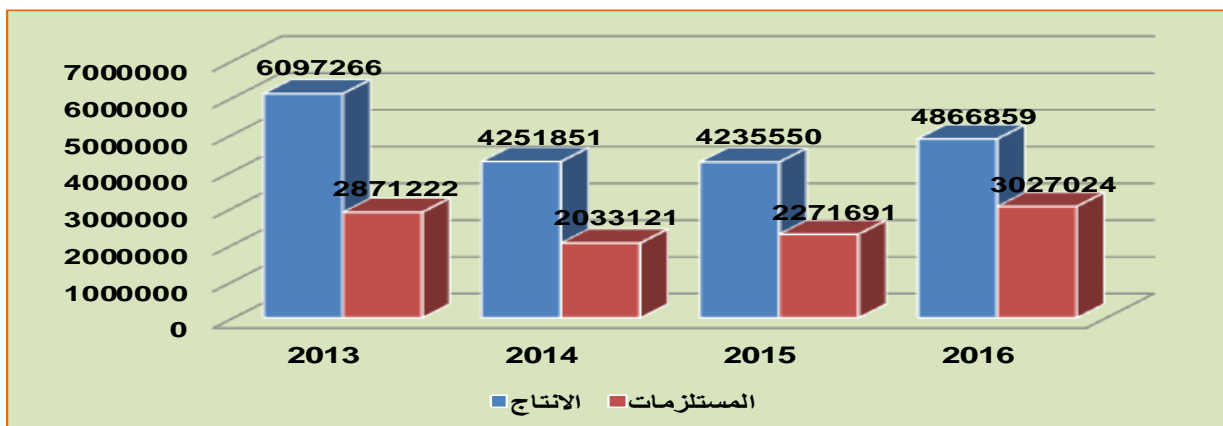
Value of wages and benefits of large establishments for 2013-2016

Figure (3)



Value of production and equipment is of large industrial establishments for 2013-2016.

Figure (4)



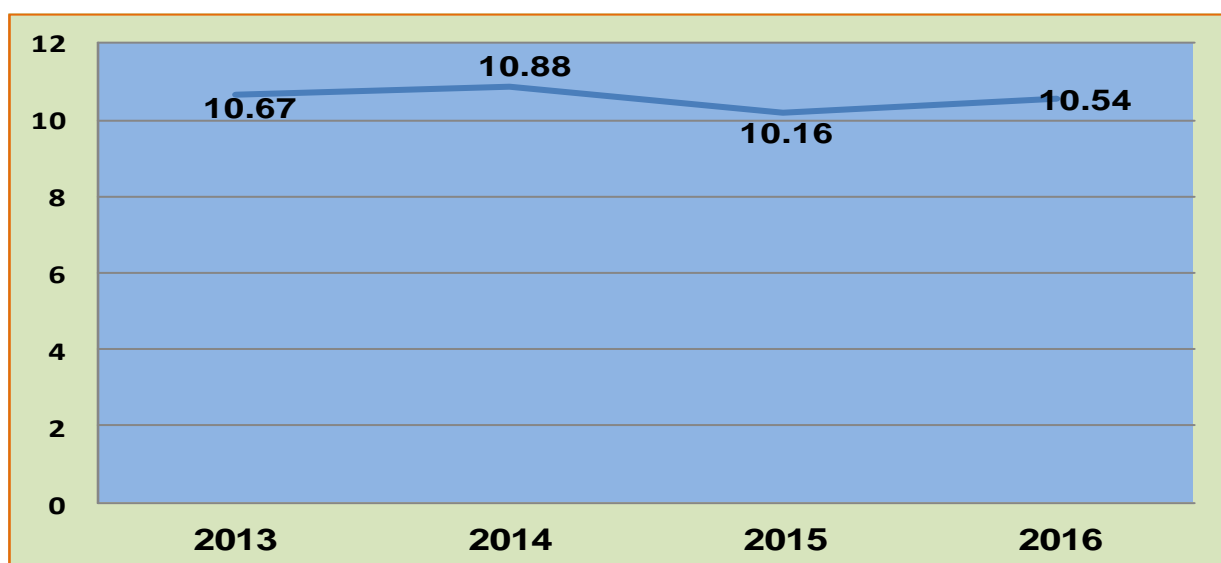
Importance analytical indicators of large industrial operated establishments for 2013-2016

Table (2)

| Indicators | 2013 | 2014 | 2015 | 2016 | Change rate (2015-2016) % |
|--|-------|-------|-------|-------|---------------------------|
| Production Operated of production(Million Dinar) | 37.40 | 32.58 | 32.77 | 41.59 | 26.91 |
| Production operated of added value (million dinar) | 19.79 | 17.00 | 15.20 | 15.72 | 3.42 |
| Dinar production of wages (Dinar) | 3.52 | 3.00 | 3.24 | 3.99 | 23.15 |
| Operator average share of equipment | 17.61 | 15.58 | 17.58 | 25.86 | 47.10 |
| Annual average of worker (waged) | 10.67 | 10.88 | 10.16 | 10.45 | 2.85 |
| Manufactured ratio % | 47.09 | 47.82 | 53.63 | 62.2 | 15.98 |

Average wage of operator 2013-2016

Figure (5)



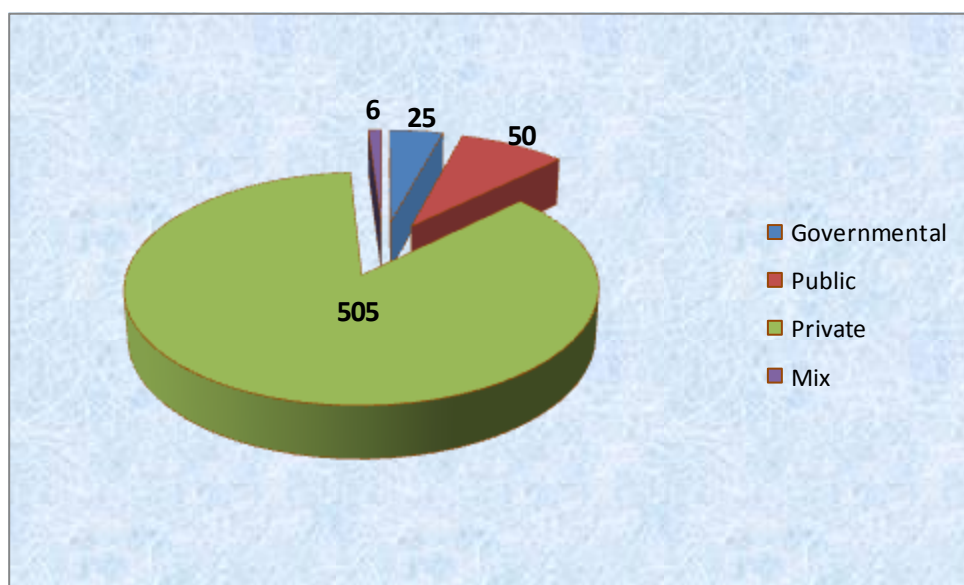
Indicators results of industrial statistic of large establishments by sector for 2013-2016

Table (3)

| Indicators | Governmental | Public | Mix | Private | Total |
|-------------------------------------|--------------|---------|------|---------|---------|
| Number of establishment's | 25 | 50 | 6 | 505 | 586 |
| Number of workers | 23151 | 66533 | 746 | 26590 | 117020 |
| Value of wages and benefits | 203653 | 845024 | 5188 | 166555 | 1220420 |
| Value of production (million dinar) | 98923 | 2797446 | 3977 | 1966513 | 4866859 |
| Value of equipment (million dinar) | 45557 | 1591995 | 2058 | 1387414 | 3027024 |
| Sales (million dinar) | 58395 | 2730980 | 2305 | 1839744 | 4631424 |
| Added value | 53366 | 1205452 | 1918 | 579099 | 1839835 |

Number of large industrial establishments by sector for 2016

Figure (6)



Number of Large Industrial Establishments Operating by Industry section and Number of Permanent and Temporary Workers and Their (Cumulative) wages for 2016

(ID)

| Section | Industry | Sector | No.of establishments | Permanent operators | | Temporary operators | | Total | | No.of operators without wage |
|--------------|-----------------------|--------------|----------------------|---------------------|--------------------|---------------------|--------------------|-----------------|--------------------|------------------------------|
| | | | | No.of operators | Wages and benefits | No.of operators | Wages and benefits | No.of operators | Wages and benefits | |
| B | Mining | Governmental | 1 | 14 | 94000 | 0 | 0 | 14 | 94000 | 0 |
| | | Public | 1 | 156 | 636492 | 0 | 0 | 156 | 636492 | 0 |
| | | Private | 1 | 100 | 649832 | 9 | 25272 | 109 | 675104 | 2 |
| | | Total | 0 | 3 | 270 | 1380324 | 9 | 25272 | 279 | 2 |
| G | Manufactured industry | Governmental | 24 | 22873 | 202807645 | 264 | 751836 | 23137 | 203559481 | 0 |
| | | Public | 49 | 64758 | 835725897 | 1619 | 8661185 | 66377 | 844387082 | 0 |
| | | Private | 504 | 21806 | 150187278 | 4363 | 15692550 | 26169 | 165879828 | 310 |
| | | Mix | 6 | 723 | 5100050 | 23 | 87497 | 746 | 5187547 | 0 |
| | | Total | 583 | 110160 | 1193820870 | 6269 | 25193068 | 116429 | 1219013938 | 310 |
| Total | | | 586 | 110430 | 1195201194 | 6278 | 25218340 | 116708 | 1220419534 | 312 |

Operators without wage and their families

Value of production and sales by section and sector in large industrial establishments operating (cumulative) for 2016
(ID)

| Section | Industry | Section | Commodity production value | Non-Commodity production value | Total production value | Sales value |
|----------------|-----------------------|----------------|-----------------------------------|---------------------------------------|-------------------------------|--------------------|
| B | Mining | Governmental | 36000 | 0 | 36000 | 36000 |
| | | Public | 1035179 | 0 | 1035179 | 1035179 |
| | | Private | 3525000 | 0 | 3525000 | 3525000 |
| | | Total | 4596179 | 0 | 4596179 | 4596179 |
| G | Manufactured industry | Governmental | 67509867 | 31376723 | 98886590 | 58359324 |
| | | Public | 2718230355 | 78180919 | 2796411274 | 2729944459 |
| | | Private | 1834477033 | 128511192 | 1962988225 | 1836218988 |
| | | Mixed | 1935251 | 2041360 | 3976611 | 2304797 |
| | | Total | 4622152506 | 240110194 | 4862262700 | 4626827568 |
| Total | | | 4626748685 | 240110194 | 4866858879 | 4631423747 |

Value of Supplies of commodity and Services by Section and Sector in Large Industrial Establishments (Cumulative) for 2016.

(ID)

| Section | Industry | Sector | Crude materials | Packing materials | Other commodity Supplies | Service Supplies | Total value |
|--------------|------------------------------|--------------|-------------------|-------------------|--------------------------|------------------|-------------------|
| B | Mining and investment quarry | Governmental | 5500 | 0 | 600 | 200 | 6300 |
| | | Public | 221540 | 0 | 166112 | 28936 | 416588 |
| | | Private | 0 | 0 | 79681 | 45725 | 125406 |
| | | Total | 227040 | 0 | 246393 | 74861 | 548294 |
| G | Manufactured industry | Governmental | 19815459 | 1628997 | 12672837 | 11433271 | 45550564 |
| | | Public | 1330804932 | 15980175 | 186881234 | 57911743 | 1591578084 |
| | | Private | 865726317 | 218783205 | 226649600 | 76129474 | 1387288596 |
| | | Mix | 714633 | 110362 | 361414 | 871599 | 2058008 |
| | | Total | 2217061341 | 236502739 | 426565085 | 146346087 | 3026475252 |
| Total | | | 2217288381 | 236502739 | 426811478 | 146420948 | 3027023546 |

**Number of Large Industrial Establishments Operating by Industry section and Sector and Number of Permanent and Temporary Workers and Their (Cumulative) wages for 2016
(ID)**

| Section | Industry | Sector | No. of Establishments | Permanent operators | | Temporary operators | | Total | | Operators without wages |
|---------|----------------------------|--------------|-----------------------|---------------------|--------------------|---------------------|--------------------|------------------|--------------------|-------------------------|
| | | | | No. of Operators | Wages and Benefits | No. of Operators | Wages and Benefits | No. of Operators | Wages and Benefits | |
| 8 | Other activities of mining | governmental | 1 | 14 | 94000 | 0 | 0 | 14 | 94000 | 0 |
| | | Public | 1 | 156 | 636492 | 0 | 0 | 156 | 636492 | 0 |
| | | Private | 1 | 100 | 649832 | 9 | 25272 | 109 | 675104 | 2 |
| | | Total | 3 | 270 | 1380324 | 9 | 25272 | 279 | 1405596 | 2 |
| 10 | Food industry | Public | 6 | 6691 | 49437962 | 96 | 302976 | 6787 | 49740938 | 0 |
| | | Private | 140 | 4689 | 26236043 | 577 | 2625650 | 5266 | 28861693 | 81 |
| | | Mixed | 2 | 45 | 203275 | 8 | 27756 | 53 | 231031 | 0 |
| | | Total | 148 | 11425 | 75877280 | 681 | 2956382 | 12106 | 78833662 | 81 |
| 11 | Beverages undustry | Private | 19 | 2442 | 33926148 | 535 | 5771721 | 2977 | 39697869 | 12 |
| | | Total | 19 | 2442 | 33926148 | 535 | 5771721 | 2977 | 39697869 | 12 |
| 12 | Tobacco industry | governmental | 1 | 1807 | 17270010 | 4 | 12000 | 1811 | 17282010 | 0 |
| | | Total | 1 | 1807 | 17270010 | 4 | 12000 | 1811 | 17282010 | 0 |

| Section | Industry | Sector | No. of Establishments | Permanent operators | | Temporary operators | | Total | | Operators without wages |
|---------|--------------------------------|--------------|-----------------------|---------------------|--------------------|---------------------|--------------------|------------------|--------------------|-------------------------|
| | | | | No. of Operators | Wages and Benefits | No. of Operators | Wages and Benefits | No. of Operators | Wages and Benefits | |
| 13 | Textile industry | governmental | 3 | 5202 | 46364528 | 0 | 0 | 5202 | 46364528 | 0 |
| | | Public | 3 | 4530 | 45365700 | 2 | 7131 | 4532 | 45372831 | 0 |
| | | Total | 6 | 9732 | 91730228 | 2 | 7131 | 9734 | 91737359 | 0 |
| 14 | Clothes industry | Public | 1 | 1294 | 10045000 | 0 | 0 | 1294 | 10045000 | 0 |
| | | Total | 1 | 1294 | 10045000 | 0 | 0 | 1294 | 10045000 | 0 |
| 15 | Leathers industry | governmental | 1 | 3165 | 23106728 | 7 | 12600 | 3172 | 23119328 | 0 |
| | | Total | 1 | 3165 | 23106728 | 7 | 12600 | 3172 | 23119328 | 0 |
| 16 | Wood industry except furniture | Private | 1 | 9 | 66000 | 0 | 0 | 9 | 66000 | 0 |
| | | Total | 1 | 9 | 66000 | 0 | 0 | 9 | 66000 | 0 |
| 18 | Printing and publishing | governmental | 5 | 923 | 7853909 | 69 | 262868 | 992 | 8116777 | 0 |
| | | Public | 2 | 185 | 1204000 | 0 | 0 | 185 | 1204000 | 0 |
| | | Private | 1 | 13 | 128880 | 0 | 0 | 13 | 128880 | 0 |
| | | Total | 8 | 1121 | 9186789 | 69 | 262868 | 1190 | 9449657 | 0 |

| Section | Industry | Sector | No. of Establishments | Permanent operators | | Temporary operators | | Total | | Operators without wages |
|---------|---------------------------------|--------------|-----------------------|---------------------|--------------------|---------------------|--------------------|------------------|--------------------|-------------------------|
| | | | | No. of Operators | Wages and Benefits | No. of Operators | Wages and Benefits | No. of Operators | Wages and Benefits | |
| 19 | Chark industry and nuclear fuel | governmental | 6 | 95 | 648165 | 33 | 73530 | 128 | 721695 | 0 |
| | | Public | 14 | 18076 | 354386398 | 239 | 2302894 | 18315 | 356689292 | 0 |
| | | Private | 3 | 296 | 2682600 | 0 | 0 | 296 | 2682600 | 1 |
| | | Total | 23 | 18467 | 357717163 | 272 | 2376424 | 18739 | 360093587 | 1 |
| 20 | Chemical industry | governmental | 1 | 3029 | 27023194 | 0 | 0 | 3029 | 27023194 | 0 |
| | | Public | 5 | 6550 | 97315156 | 0 | 0 | 6550 | 97315156 | 0 |
| | | Private | 3 | 154 | 802860 | 1 | 9600 | 155 | 812460 | 2 |
| | | Total | 9 | 9733 | 125141210 | 1 | 9600 | 9734 | 125150810 | 2 |
| 21 | Druggist products | Private | 1 | 22 | 98400 | 0 | 0 | 22 | 98400 | 1 |
| | | Mixed | 1 | 43 | 241518 | 0 | 0 | 43 | 241518 | 0 |
| | | Total | 2 | 65 | 339918 | 0 | 0 | 65 | 339918 | 1 |
| 22 | Rubber and plastic industry | governmental | 1 | 8 | 32628 | 45 | 56700 | 53 | 89328 | 0 |
| | | Public | 4 | 3563 | 32317897 | 6 | 10992 | 3569 | 32328889 | 0 |
| | | Private | 4 | 145 | 1025560 | 0 | 0 | 145 | 1025560 | 2 |
| | | Mixed | 1 | 186 | 1976530 | 11 | 51000 | 197 | 2027530 | 0 |
| | | Total | 10 | 3902 | 35352615 | 62 | 118692 | 3964 | 35471307 | 2 |

| Section | Industry | Sector | No. of Establishments | Permanent operators | | Temporary operators | | Total | | Operators without wages |
|---------|--------------------------------------|--------------|-----------------------|---------------------|--------------------|---------------------|--------------------|------------------|--------------------|-------------------------|
| | | | | No. of Operators | Wages and Benefits | No. of Operators | Wages and Benefits | No. of Operators | Wages and Benefits | |
| 23 | Other nonmetal industry | governmental | 3 | 5396 | 41738729 | 5 | 14290 | 5401 | 41753019 | 0 |
| | | Public | 6 | 2808 | 36354883 | 790 | 4469810 | 3598 | 40824693 | 0 |
| | | Private | 325 | 13740 | 83483047 | 3230 | 7216279 | 16970 | 90699326 | 206 |
| | | Total | 334 | 21944 | 161576659 | 4025 | 11700379 | 25969 | 173277038 | 206 |
| 24 | Metal industry | Public | 1 | 3808 | 31744727 | 0 | 0 | 3808 | 31744727 | 0 |
| | | Private | 2 | 83 | 371050 | 20 | 69300 | 103 | 440350 | 3 |
| | | Total | 3 | 3891 | 32115777 | 20 | 69300 | 3911 | 32185077 | 3 |
| 25 | Mining products industry | governmental | 2 | 3204 | 38282754 | 90 | 284328 | 3294 | 38567082 | 0 |
| | | Private | 1 | 56 | 443460 | 0 | 0 | 56 | 443460 | 0 |
| | | Total | 3 | 3260 | 38726214 | 90 | 284328 | 3350 | 39010542 | 0 |
| 26 | Radio ,Tv,and communication industry | Mixed | 1 | 309 | 1842836 | 0 | 0 | 309 | 1842836 | 0 |
| | | Total | 1 | 309 | 1842836 | 0 | 0 | 309 | 1842836 | 0 |
| 27 | Tools and machines industry | Public | 5 | 10891 | 111535439 | 26 | 109824 | 10917 | 111645263 | 0 |
| | | Private | 2 | 61 | 333500 | 0 | 0 | 61 | 333500 | 1 |
| | | Total | 7 | 10952 | 111868939 | 26 | 109824 | 10978 | 111978763 | 1 |

| Section | Industry | Sector | No.of Establishments | Permanent operators | | Temporary operators | | Total | | Operators without wages |
|--------------|--|--------------|----------------------|---------------------|--------------------|---------------------|--------------------|-----------------|--------------------|-------------------------|
| | | | | No.of Operators | Wages and Benefits | No.of Operators | Wages and Benefits | No.of Operators | Wages and Benefits | |
| 28 | Tools and Supplies non classification in other place | Public | 1 | 1712 | 15652400 | 0 | 0 | 1712 | 15652400 | 0 |
| | | Total | 1 | 1712 | 15652400 | 0 | 0 | 1712 | 15652400 | 0 |
| 29 | Long vehicle industry | Public | 1 | 4650 | 50366335 | 460 | 1457558 | 5110 | 51823893 | 0 |
| | | Private | 1 | 68 | 480000 | 0 | 0 | 68 | 480000 | 0 |
| | | Total | 2 | 4718 | 50846335 | 460 | 1457558 | 5178 | 52303893 | 0 |
| 30 | Transport tools industry | Mixed | 1 | 140 | 835891 | 4 | 8741 | 144 | 844632 | 0 |
| | | Total | 1 | 140 | 835891 | 4 | 8741 | 144 | 844632 | 0 |
| 31 | Furniture industry non classified in other place | Governmental | 1 | 44 | 487000 | 11 | 35520 | 55 | 522520 | 0 |
| | | Private | 1 | 28 | 109730 | 0 | 0 | 28 | 109730 | 1 |
| | | Total | 2 | 72 | 596730 | 11 | 35520 | 83 | 632250 | 1 |
| Total | | | 586 | 110430 | 1195201194 | 6278 | 25218340 | 116708 | 1220419534 | 312 |

Value of production and sales by section and sector in large industrial establishments operating .(cumulative) for 2016

(ID)

| Section | Industry | Sector | Commodity production value | Non Commodity production | Total production value | Sales value |
|---------|----------------------------|--------------|----------------------------|--------------------------|------------------------|-------------|
| 8 | Other activities of mining | Governmental | 36000 | 0 | 36000 | 36000 |
| | | Public | 1035179 | 0 | 1035179 | 1035179 |
| | | private | 3525000 | 0 | 3525000 | 3525000 |
| | | Total | 4596179 | 0 | 4596179 | 4596179 |
| 10 | Food industry | Public | 78258929 | 31191393 | 109450322 | 78096067 |
| | | private | 741148590 | 126902864 | 868051454 | 741169644 |
| | | Mix | 214861 | 612271 | 827132 | 214861 |
| | | Total | 819622380 | 158706528 | 978328908 | 819480572 |
| 11 | Beverages undustry | private | 449179994 | 994964 | 450174958 | 446997750 |
| | | Total | 449179994 | 994964 | 450174958 | 446997750 |
| 12 | Tobacco industry | Governmental | 42954 | 1075687 | 1118641 | 42954 |
| | | Total | 42954 | 1075687 | 1118641 | 42954 |
| 13 | Textile industry | Governmental | 4370990 | 61784 | 4432774 | 6260436 |
| | | Public | 3889304 | 574669 | 4463973 | 3916770 |
| | | Total | 8260294 | 636453 | 8896747 | 10177206 |

| Section | Industry | Sector | Commodity production value | Non Commodity production | Total production value | Sales value |
|---------|---------------------------------|--------------|----------------------------|--------------------------|------------------------|-------------|
| 14 | Clothes industry | Public | 5634290 | 0 | 5634290 | 2816971 |
| | | Total | 5634290 | 0 | 5634290 | 2816971 |
| 15 | Leathers industry | Governmental | 2983511 | 9700 | 2993211 | 2613175 |
| | | Total | 2983511 | 9700 | 2993211 | 2613175 |
| 16 | Wood industry except furniture | private | 4247650 | 0 | 4247650 | 4247650 |
| | | Total | 4247650 | 0 | 4247650 | 4247650 |
| 18 | Printing and publishing | Governmental | 6537735 | 129385 | 6667120 | 5056843 |
| | | Public | 12079582 | 0 | 12079582 | 12079582 |
| | | private | 1098926 | 0 | 1098926 | 1098926 |
| | | Total | 19716243 | 129385 | 19845628 | 18235351 |
| 19 | Chark industry and nuclear fuel | Governmental | 10031126 | 7500 | 10038626 | 10031126 |
| | | Public | 2267895445 | 11162888 | 2279058333 | 2307615155 |
| | | private | 108960241 | 0 | 108960241 | 77246363 |
| | | Total | 2386886812 | 11170388 | 2398057200 | 2394892644 |

| Section | Industry | Sector | Commodity production value | Non Commodity production | Total production value | Sales value |
|---------|-----------------------------|--------------|----------------------------|--------------------------|------------------------|------------------|
| 20 | Chemical industry | Governmental | 3967049 | 27888938 | 31855987 | 3967049 |
| | | Public | 131562500 | 306612 | 131869112 | 111392791 |
| | | private | 12192148 | 74400 | 12266548 | 12282792 |
| | | Total | 147721697 | 28269950 | 175991647 | 127642632 |
| 21 | Druggist products | private | 476750 | 0 | 476750 | 476750 |
| | | Mix | 468296 | 0 | 468296 | 468296 |
| | | Total | 945046 | 0 | 945046 | 945046 |
| 22 | Rubber and plastic industry | Governmental | 235078 | 0 | 235078 | 235078 |
| | | Public | 1353429 | 1813959 | 3167388 | 1369511 |
| | | private | 27689093 | 0 | 27689093 | 27745145 |
| | | Mix | 553162 | 1189105 | 1742267 | 721811 |
| | | Total | 29830762 | 3003064 | 32833826 | 30071545 |

| Section | Industry | Sector | Commodity production value | Non Commodity production | Total production value | Sales value |
|---------|--------------------------------------|--------------|----------------------------|--------------------------|------------------------|-------------|
| 23 | Other nonmetal industry | Governmental | 17384010 | 2170209 | 19554219 | 17384010 |
| | | Public | 97896158 | 15049 | 97911207 | 95999003 |
| | | private | 479795816 | 224964 | 480020780 | 515266143 |
| | | Total | 595075984 | 2410222 | 597486206 | 628649156 |
| 24 | Metal industry | Public | 19159259 | 3755040 | 22914299 | 31991697 |
| | | private | 1646400 | 314000 | 1960400 | 1646400 |
| | | Total | 20805659 | 4069040 | 24874699 | 33638097 |
| 25 | Mining products industry | Governmental | 21831014 | 33520 | 21864534 | 12642253 |
| | | private | 1305600 | 0 | 1305600 | 1305600 |
| | | Total | 23136614 | 33520 | 23170134 | 13947853 |
| 26 | Radio ,Tv,and communication industry | Mix | 337262 | 0 | 337262 | 337262 |
| | | Total | 337262 | 0 | 337262 | 337262 |
| 27 | Tools and machines industry | Public | 24696169 | 4404176 | 29100345 | 34451903 |
| | | private | 4303450 | 0 | 4303450 | 4303450 |
| | | Total | 28999619 | 4404176 | 33403795 | 38755353 |

| Section | Industry | Sector | Commodity production value | Non Commodity production | Total production value | Sales value |
|--------------|--|--------------|----------------------------|--------------------------|------------------------|-------------------|
| 28 | Tools and supplies non classification in other place | Public | 1853830 | 0 | 1853830 | 1853830 |
| | | Total | 1853830 | 0 | 1853830 | 1853830 |
| 29 | Long vehicle industry | Public | 73951460 | 24957133 | 98908593 | 48361179 |
| | | private | 2232000 | 0 | 2232000 | 2232000 |
| | | Total | 76183460 | 24957133 | 101140593 | 50593179 |
| 30 | Transport tools industry | Mix | 361670 | 239984 | 601654 | 562567 |
| | | Total | 361670 | 239984 | 601654 | 562567 |
| 31 | Furniture industry non classified in other place | Governmental | 126400 | 0 | 126400 | 126400 |
| | | private | 200375 | 0 | 200375 | 200375 |
| | | Total | 326775 | 0 | 326775 | 326775 |
| Total | | | 4626748685 | 240110194 | 4866858879 | 4631423747 |

Value of Supplies production of commodity and Services by industry and sector in Large .Industrial Establishments (Cumulative) for 2016
(ID)

| Section | Industry | Sector | Crude materials | Packing materials | Other commodity Supplies | Service Supplies | Total value |
|----------------|----------------------------|---------------|------------------------|--------------------------|---------------------------------|-------------------------|--------------------|
| 8 | Other activities of mining | Governmental | 5500 | 0 | 600 | 200 | 6300 |
| | | Public | 221540 | 0 | 166112 | 28936 | 416588 |
| | | Private | 0 | 0 | 79681 | 45725 | 125406 |
| | | Total | 227040 | 0 | 246393 | 74861 | 548294 |
| 10 | Food industry | Public | 10524145 | 5481148 | 10384198 | 2554760 | 28944251 |
| | | Private | 635933595 | 29571138 | 46076527 | 17849388 | 729430648 |
| | | Mix | 47565 | 1922 | 49401 | 25423 | 124311 |
| | | Total | 646505305 | 35054208 | 56510126 | 20429571 | 758499210 |
| 11 | Beverages undustry | Private | 92493421 | 184802488 | 28796987 | 17839319 | 323932215 |
| | | Total | 92493421 | 184802488 | 28796987 | 17839319 | 323932215 |
| 12 | Tobacco industry | Governmental | 52089 | 28662 | 336106 | 121553 | 538410 |
| | | Total | 52089 | 28662 | 336106 | 121553 | 538410 |
| 13 | Textile industry | Governmental | 1540625 | 108950 | 1610180 | 550018 | 3809773 |
| | | Public | 2184426 | 56582 | 522584 | 314898 | 3078490 |
| | | Total | 3725051 | 165532 | 2132764 | 864916 | 6888263 |

| Section | Industry | Sector | Crude materials | Packing materials | Other commodity Supplies | Service Supplies | Total value |
|---------|---------------------------------|--------------|-----------------|-------------------|--------------------------|------------------|-------------|
| 14 | Clothes industry | Public | 880225 | 100910 | 506459 | 550324 | 2037918 |
| | | Total | 880225 | 100910 | 506459 | 550324 | 2037918 |
| 15 | Leathers industry | Governmental | 1982603 | 102918 | 937557 | 1414196 | 4437274 |
| | | Total | 1982603 | 102918 | 937557 | 1414196 | 4437274 |
| 16 | Wood industry except furniture | Private | 124125 | 0 | 65040 | 49525 | 238690 |
| | | Total | 124125 | 0 | 65040 | 49525 | 238690 |
| 18 | Printing and publishing | Governmental | 1414592 | 50010 | 504035 | 535310 | 2503947 |
| | | Public | 6391896 | 190302 | 204551 | 189890 | 6976639 |
| | | Private | 570706 | 6980 | 17480 | 24200 | 619366 |
| | | Total | 8377194 | 247292 | 726066 | 749400 | 10099952 |
| 19 | Chark industry and nuclear fuel | Governmental | 4384146 | 0 | 918483 | 108912 | 5411541 |
| | | Public | 1237029453 | 410661 | 110990304 | 31260264 | 1379690682 |
| | | Private | 43085985 | 0 | 2912053 | 4381105 | 50379143 |
| | | Total | 1284499584 | 410661 | 114820840 | 35750281 | 1435481366 |

| Section | Industry | Sector | Crude materials | Packing materials | Other commodity Supplies | Service Supplies | Total value |
|---------|-----------------------------|--------------|-----------------|-------------------|--------------------------|------------------|-------------|
| 20 | Chemical industry | Governmental | 2719061 | 1027446 | 785266 | 4325532 | 8857305 |
| | | Public | 11805281 | 2687229 | 18968461 | 7249785 | 40710756 |
| | | Private | 8995912 | 722225 | 335615 | 146660 | 10200412 |
| | | Total | 23520254 | 4436900 | 20089342 | 11721977 | 59768473 |
| 21 | Druggist products | Private | 6562 | 0 | 139580 | 32965 | 179107 |
| | | Mix | 66670 | 105107 | 95233 | 62333 | 329343 |
| | | Total | 73232 | 105107 | 234813 | 95298 | 508450 |
| 22 | Rubber and plastic industry | Governmental | 183225 | 0 | 1951 | 0 | 185176 |
| | | Public | 650846 | 136050 | 1262942 | 636602 | 2686440 |
| | | Private | 22833538 | 273900 | 1082180 | 373400 | 24563018 |
| | | Mix | 317502 | 0 | 144504 | 274885 | 736891 |
| | | Total | 23985111 | 409950 | 2491577 | 1284887 | 28171525 |

| Section | Industry | Sector | Crude materials | Packing materials | Other commodity Supplies | Service Supplies | Total value |
|---------|--------------------------------------|--------------|-----------------|-------------------|--------------------------|------------------|-------------|
| 23 | Other nonmetal industry | Governmental | 2013462 | 311011 | 4835914 | 1073344 | 8233731 |
| | | Public | 11713170 | 6746508 | 34530943 | 2488501 | 55479122 |
| | | Private | 57222817 | 3262689 | 146343817 | 34651657 | 241480980 |
| | | Total | 70949449 | 10320208 | 185710674 | 38213502 | 305193833 |
| 24 | Metal industry | Public | 6503369 | 0 | 2196283 | 1849277 | 10548929 |
| | | Private | 437830 | 0 | 205370 | 98560 | 741760 |
| | | Total | 6941199 | 0 | 2401653 | 1947837 | 11290689 |
| 25 | Mining products industry | Governmental | 5437560 | 0 | 2726845 | 3258906 | 11423311 |
| | | Private | 309040 | 0 | 69360 | 223760 | 602160 |
| | | Total | 5746600 | 0 | 2796205 | 3482666 | 12025471 |
| 26 | Radio ,Tv,and communication industrv | Mix | 102605 | 3324 | 32522 | 457601 | 596052 |
| | | Total | 102605 | 3324 | 32522 | 457601 | 596052 |
| 27 | Tools and machines industry | Public | 11597977 | 169236 | 3580791 | 5434882 | 20782886 |
| | | Private | 2464067 | 143785 | 416506 | 369180 | 3393538 |
| | | Total | 14062044 | 313021 | 3997297 | 5804062 | 24176424 |

| Section | Industry | Sector | Crude materials | Packing materials | Other commodity Supplies | Service Supplies | Total value |
|--------------|--|--------------|-------------------|-------------------|--------------------------|------------------|-------------------|
| 28 | Tools and supplies non classification in other place | Public | 138263 | 0 | 523326 | 95818 | 757407 |
| | | Total | 138263 | 0 | 523326 | 95818 | 757407 |
| 29 | Long vehicle industry | Public | 31385881 | 1549 | 3210392 | 5286742 | 39884564 |
| | | Private | 1236340 | 0 | 185000 | 86000 | 1507340 |
| | | Total | 32622221 | 1549 | 3395392 | 5372742 | 41391904 |
| 30 | Transport tools industry | Mix | 180291 | 9 | 39754 | 51357 | 271411 |
| | | Total | 180291 | 9 | 39754 | 51357 | 271411 |
| 31 | Furniture industry non classified in other place | Governmental | 88096 | 0 | 16500 | 45500 | 150096 |
| | | Private | 12379 | 0 | 4085 | 3755 | 20219 |
| | | Total | 100475 | 0 | 20585 | 49255 | 170315 |
| Total | | | 2217288381 | 236502739 | 426811478 | 146420948 | 3027023546 |

Number of large industrial establishments operating by industry and sector and the number of permanent and temporary workers and their wages (cumulative) for the year 2016

ID

| Activity | Industry | Sector | No. of establishments | Permanent operators | | Temporary operators | | Total | | Operators without wage |
|----------|---|--------------|-----------------------|---------------------|--------------------|---------------------|--------------------|---------------------|--------------------|------------------------|
| | | | | Number of operators | Wages and benefits | Number of operators | Wages and benefits | Number of operators | Wages and benefits | |
| 810 | Petrifactive for extraction of sand ,clay and stons | Governmental | 1 | 14 | 94000 | 0 | 0 | 14 | 94000 | 0 |
| | | Public | 1 | 156 | 636492 | 0 | 0 | 156 | 636492 | 0 |
| | | Total | 2 | 170 | 730492 | 0 | 0 | 170 | 730492 | 0 |
| 893 | Salt extraction | Private | 1 | 100 | 649832 | 9 | 25272 | 109 | 675104 | 2 |
| | | Total | 1 | 100 | 649832 | 9 | 25272 | 109 | 675104 | 2 |
| 1010 | Production and prepare meat and product | Private | 2 | 105 | 1019400 | 0 | 0 | 105 | 1019400 | 1 |
| | | Total | 2 | 105 | 1019400 | 0 | 0 | 105 | 1019400 | 1 |
| 1030 | Vegetables and fruits stored | Public | 1 | 318 | 1447080 | 84 | 231000 | 402 | 1678080 | 0 |
| | | Private | 5 | 231 | 1120932 | 0 | 0 | 231 | 1120932 | 2 |
| | | Mixed | 1 | 25 | 134365 | 4 | 13230 | 29 | 147595 | 0 |
| | | Total | 7 | 574 | 2702377 | 88 | 244230 | 662 | 2946607 | 2 |
| 1050 | Dairy products | Public | 2 | 3678 | 22498266 | 0 | 0 | 3678 | 22498266 | 0 |
| | | Private | 8 | 302 | 1670760 | 16 | 60000 | 318 | 1730760 | 4 |
| | | Total | 10 | 3980 | 24169026 | 16 | 60000 | 3996 | 24229026 | 4 |

| Activity | Industry | Sector | No. of establishments | Permanent operators | | Temporary operators | | Total | | Operators without wage |
|----------|---|---------|-----------------------|---------------------|--------------------|---------------------|--------------------|---------------------|--------------------|------------------------|
| | | | | Number of operators | Wages and benefits | Number of operators | Wages and benefits | Number of operators | Wages and benefits | |
| 1061 | Industry of grinder products | Public | 2 | 2642 | 25228418 | 0 | 0 | 2642 | 25228418 | 0 |
| | | Private | 117 | 3200 | 18252906 | 561 | 2565650 | 3761 | 20818556 | 73 |
| | | Total | 119 | 5842 | 43481324 | 561 | 2565650 | 6403 | 46046974 | 73 |
| 1072 | Suger industry | Private | 1 | 300 | 1554150 | 0 | 0 | 300 | 1554150 | 0 |
| | | Total | 1 | 300 | 1554150 | 0 | 0 | 300 | 1554150 | 0 |
| 1073 | Chocolate industry | Private | 4 | 470 | 2183395 | 0 | 0 | 470 | 2183395 | 1 |
| | | Total | 4 | 470 | 2183395 | 0 | 0 | 470 | 2183395 | 1 |
| 1079 | Other food products making in other place | Public | 1 | 53 | 264198 | 12 | 71976 | 65 | 336174 | 0 |
| | | Private | 2 | 60 | 305750 | 0 | 0 | 60 | 305750 | 0 |
| | | Mixed | 1 | 20 | 68910 | 4 | 14526 | 24 | 83436 | 0 |
| | | Total | 4 | 133 | 638858 | 16 | 86502 | 149 | 725360 | 0 |
| 1080 | Feed industry | Private | 1 | 21 | 128750 | 0 | 0 | 21 | 128750 | 0 |
| | | Total | 1 | 21 | 128750 | 0 | 0 | 21 | 128750 | 0 |
| 1104 | Water production | Private | 19 | 2442 | 33926148 | 535 | 5771721 | 2977 | 39697869 | 12 |
| | | Total | 19 | 2442 | 33926148 | 535 | 5771721 | 2977 | 39697869 | 12 |

| Activity | Industry | Sector | No. of establishments | Permanent operators | | Temporary operators | | Total | | Operators without wage |
|----------|--------------------|--------------|-----------------------|---------------------|--------------------|---------------------|--------------------|---------------------|--------------------|------------------------|
| | | | | Number of operators | Wages and benefits | Number of operators | Wages and benefits | Number of operators | Wages and benefits | |
| 1200 | Tobacco production | Governmental | 1 | 1807 | 17270010 | 4 | 12000 | 1811 | 17282010 | 0 |
| | | Total | 1 | 1807 | 17270010 | 4 | 12000 | 1811 | 17282010 | 0 |
| 1311 | Prepare textile | Governmental | 2 | 4646 | 43584208 | 0 | 0 | 4646 | 43584208 | 0 |
| | | Public | 1 | 1500 | 11108210 | 0 | 0 | 1500 | 11108210 | 0 |
| | | Total | 3 | 6146 | 54692418 | 0 | 0 | 6146 | 54692418 | 0 |
| 1312 | Weaving | Public | 1 | 1721 | 18937874 | 0 | 0 | 1721 | 18937874 | 0 |
| | | Total | 1 | 1721 | 18937874 | 0 | 0 | 1721 | 18937874 | 0 |
| 1392 | Weaving industry | Public | 1 | 1309 | 15319616 | 2 | 7131 | 1311 | 15326747 | 0 |
| | | Total | 1 | 1309 | 15319616 | 2 | 7131 | 1311 | 15326747 | 0 |
| 1393 | Carpet industry | Governmental | 1 | 556 | 2780320 | 0 | 0 | 556 | 2780320 | 0 |
| | | Total | 1 | 556 | 2780320 | 0 | 0 | 556 | 2780320 | 0 |
| 1410 | Clothes industry | Public | 1 | 1294 | 10045000 | 0 | 0 | 1294 | 10045000 | 0 |
| | | Total | 1 | 1294 | 10045000 | 0 | 0 | 1294 | 10045000 | 0 |
| 1520 | Shoes industry | Governmental | 1 | 3165 | 23106728 | 7 | 12600 | 3172 | 23119328 | 0 |
| | | Total | 1 | 3165 | 23106728 | 7 | 12600 | 3172 | 23119328 | 0 |

| Activity | Industry | Sector | No. of establishments | Permanent operators | | Temporary operators | | Total | | Operators without wage |
|----------|--------------------------------------|--------------|-----------------------|---------------------|--------------------|---------------------|--------------------|---------------------|--------------------|------------------------|
| | | | | Number of operators | Wages and benefits | Number of operators | Wages and benefits | Number of operators | Wages and benefits | |
| 1629 | Industry of other wood products | Private | 1 | 9 | 66000 | 0 | 0 | 9 | 66000 | 0 |
| | | Total | 1 | 9 | 66000 | 0 | 0 | 9 | 66000 | 0 |
| 1811 | printing | Governmental | 5 | 923 | 7853909 | 69 | 262868 | 992 | 8116777 | 0 |
| | | Public | 2 | 185 | 1204000 | 0 | 0 | 185 | 1204000 | 0 |
| | | Private | 1 | 13 | 128880 | 0 | 0 | 13 | 128880 | 0 |
| | | Total | 8 | 1121 | 9186789 | 69 | 262868 | 1190 | 9449657 | 0 |
| 1910 | Industry of cake oven products | Governmental | 6 | 95 | 648165 | 33 | 73530 | 128 | 721695 | 0 |
| | | Public | 8 | 153 | 839663 | 35 | 78410 | 188 | 918073 | 0 |
| | | Total | 14 | 248 | 1487828 | 68 | 151940 | 316 | 1639768 | 0 |
| 1920 | Industry of oil products | Public | 6 | 17923 | 353546735 | 204 | 2224484 | 18127 | 355771219 | 0 |
| | | Private | 3 | 296 | 2682600 | 0 | 0 | 296 | 2682600 | 1 |
| | | Total | 9 | 18219 | 356229335 | 204 | 2224484 | 18423 | 358453819 | 1 |
| 2011 | Industry of basic chemical materials | Public | 4 | 3541 | 42698138 | 0 | 0 | 3541 | 42698138 | 0 |
| | | Total | 4 | 3541 | 42698138 | 0 | 0 | 3541 | 42698138 | 0 |
| 2012 | Industry of fertilizers | Public | 1 | 3009 | 54617018 | 0 | 0 | 3009 | 54617018 | 0 |
| | | Total | 1 | 3009 | 54617018 | 0 | 0 | 3009 | 54617018 | 0 |

| Activity | Industry | Sector | No. of establishments | Permanent operators | | Temporary operators | | Total | | Operators without wage |
|----------|---------------------------------------|--------------|-----------------------|---------------------|--------------------|---------------------|--------------------|---------------------|--------------------|------------------------|
| | | | | Number of operators | Wages and benefits | Number of operators | Wages and benefits | Number of operators | Wages and benefits | |
| 2022 | Painting industry | Private | 2 | 128 | 719600 | 1 | 9600 | 129 | 729200 | 0 |
| | | Total | 2 | 128 | 719600 | 1 | 9600 | 129 | 729200 | 0 |
| 2023 | cosmetics and soap industry | Governmental | 1 | 3029 | 27023194 | 0 | 0 | 3029 | 27023194 | 0 |
| | | Private | 1 | 26 | 83260 | 0 | 0 | 26 | 83260 | 2 |
| | | Total | 2 | 3055 | 27106454 | 0 | 0 | 3055 | 27106454 | 2 |
| 2100 | Drugs and chemical materials industry | Private | 1 | 22 | 98400 | 0 | 0 | 22 | 98400 | 1 |
| | | Mixed | 1 | 43 | 241518 | 0 | 0 | 43 | 241518 | 0 |
| | | Total | 2 | 65 | 339918 | 0 | 0 | 65 | 339918 | 1 |
| 2211 | Tyres and rubber industry | Public | 3 | 3017 | 27040047 | 0 | 0 | 3017 | 27040047 | 0 |
| | | Total | 3 | 3017 | 27040047 | 0 | 0 | 3017 | 27040047 | 0 |
| 2220 | Plastic products industry | Governmental | 1 | 8 | 32628 | 45 | 56700 | 53 | 89328 | 0 |
| | | Public | 1 | 546 | 5277850 | 6 | 10992 | 552 | 5288842 | 0 |
| | | Private | 4 | 145 | 1025560 | 0 | 0 | 145 | 1025560 | 2 |
| | | Mixed | 1 | 186 | 1976530 | 11 | 51000 | 197 | 2027530 | 0 |
| | | Total | 7 | 885 | 8312568 | 62 | 118692 | 947 | 8431260 | 2 |

| Activity | Industry | Sector | No. of establishments | Permanent operators | | Temporary operators | | Total | | Operators without wage |
|----------|----------------------------|--------------|-----------------------|---------------------|--------------------|---------------------|--------------------|---------------------|--------------------|------------------------|
| | | | | Number of operators | Wages and benefits | Number of operators | Wages and benefits | Number of operators | Wages and benefits | |
| 2392 | Ceramic products industry | Private | 317 | 13186 | 80181616 | 3157 | 6944355 | 16343 | 87125971 | 203 |
| | | Total | 317 | 13186 | 80181616 | 3157 | 6944355 | 16343 | 87125971 | 203 |
| 2394 | Cement and lime industry | Governmental | 1 | 659 | 4606438 | 5 | 14290 | 664 | 4620728 | 0 |
| | | Public | 4 | 2730 | 35996652 | 775 | 4436792 | 3505 | 40433444 | 0 |
| | | Private | 1 | 82 | 298500 | 49 | 205740 | 131 | 504240 | 3 |
| | | Total | 6 | 3471 | 40901590 | 829 | 4656822 | 4300 | 45558412 | 3 |
| 2395 | Concrete products industry | Governmental | 2 | 4737 | 37132291 | 0 | 0 | 4737 | 37132291 | 0 |
| | | Public | 2 | 78 | 358231 | 15 | 33018 | 93 | 391249 | 0 |
| | | Private | 7 | 472 | 3002931 | 24 | 66184 | 496 | 3069115 | 0 |
| | | Total | 11 | 5287 | 40493453 | 39 | 99202 | 5326 | 40592655 | 0 |
| 2410 | Iron and solid industry | Public | 1 | 3808 | 31744727 | 0 | 0 | 3808 | 31744727 | 0 |
| | | Private | 1 | 36 | 121050 | 20 | 69300 | 56 | 190350 | 3 |
| | | Total | 2 | 3844 | 31865777 | 20 | 69300 | 3864 | 31935077 | 3 |
| 2420 | Metal -non iron industry | Private | 1 | 47 | 250000 | 0 | 0 | 47 | 250000 | 0 |
| | | Total | 1 | 47 | 250000 | 0 | 0 | 47 | 250000 | 0 |

| Activity | Industry | Sector | No. of establishments | Permanent operators | | Temporary operators | | Total | | Operators without wage |
|----------|--|--------------|-----------------------|---------------------|--------------------|---------------------|--------------------|---------------------|--------------------|------------------------|
| | | | | Number of operators | Wages and benefits | Number of operators | Wages and benefits | Number of operators | Wages and benefits | |
| 2511 | Mining products industry | Governmental | 1 | 945 | 7956172 | 0 | 0 | 945 | 7956172 | 0 |
| | | Private | 1 | 56 | 443460 | 0 | 0 | 56 | 443460 | 0 |
| | | Total | 2 | 1001 | 8399632 | 0 | 0 | 1001 | 8399632 | 0 |
| 2512 | Container and tanks industry | Governmental | 1 | 2259 | 30326582 | 90 | 284328 | 2349 | 30610910 | 0 |
| | | Total | 1 | 2259 | 30326582 | 90 | 284328 | 2349 | 30610910 | 0 |
| 2640 | Tv, radio and communication devices industry | Mixed | 1 | 309 | 1842836 | 0 | 0 | 309 | 1842836 | 0 |
| | | Total | 1 | 309 | 1842836 | 0 | 0 | 309 | 1842836 | 0 |
| 2710 | Engines ,generators and electric inverter industry | Public | 2 | 3450 | 38857643 | 26 | 109824 | 3476 | 38967467 | 0 |
| | | Total | 2 | 3450 | 38857643 | 26 | 109824 | 3476 | 38967467 | 0 |
| 2720 | Battery industry | Public | 1 | 1415 | 12334468 | 0 | 0 | 1415 | 12334468 | 0 |
| | | Total | 1 | 1415 | 12334468 | 0 | 0 | 1415 | 12334468 | 0 |
| 2732 | Electric and electronic wires industry | Public | 1 | 3189 | 32516154 | 0 | 0 | 3189 | 32516154 | 0 |
| | | Total | 1 | 3189 | 32516154 | 0 | 0 | 3189 | 32516154 | 0 |
| 2750 | Home devices industry | Private | 2 | 61 | 333500 | 0 | 0 | 61 | 333500 | 1 |
| | | Total | 2 | 61 | 333500 | 0 | 0 | 61 | 333500 | 1 |

| Activity | Industry | Sector | No. of establishments | Permanent operators | | Temporary operators | | Total | | Operators without wage |
|--------------|---------------------------------|--------------|-----------------------|---------------------|--------------------|---------------------|--------------------|---------------------|--------------------|------------------------|
| | | | | Number of operators | Wages and benefits | Number of operators | Wages and benefits | Number of operators | Wages and benefits | |
| 2790 | Electric tools industry | Public | 1 | 2837 | 27827174 | 0 | 0 | 2837 | 27827174 | 0 |
| | | Total | 1 | 2837 | 27827174 | 0 | 0 | 2837 | 27827174 | 0 |
| 2813 | Pump and taps industry | Public | 1 | 1712 | 15652400 | 0 | 0 | 1712 | 15652400 | 0 |
| | | Total | 1 | 1712 | 15652400 | 0 | 0 | 1712 | 15652400 | 0 |
| 2910 | Vehicles industry | Public | 1 | 4650 | 50366335 | 460 | 1457558 | 5110 | 51823893 | 0 |
| | | Total | 1 | 4650 | 50366335 | 460 | 1457558 | 5110 | 51823893 | 0 |
| 2920 | Body of vehicles industry | Private | 1 | 68 | 480000 | 0 | 0 | 68 | 480000 | 0 |
| | | Total | 1 | 68 | 480000 | 0 | 0 | 68 | 480000 | 0 |
| 3092 | Motorcycle and disable vehicles | Mixed | 1 | 140 | 835891 | 4 | 8741 | 144 | 844632 | 0 |
| | | Total | 1 | 140 | 835891 | 4 | 8741 | 144 | 844632 | 0 |
| 3100 | Furniture industry | Governmental | 1 | 44 | 487000 | 11 | 35520 | 55 | 522520 | 0 |
| | | Private | 1 | 28 | 109730 | 0 | 0 | 28 | 109730 | 1 |
| | | Total | 2 | 72 | 596730 | 11 | 35520 | 83 | 632250 | 1 |
| Total | | | 586 | 110430 | 1195201194 | 6278 | 25218340 | 116708 | 1220419534 | 312 |

Value of production and sales by Industry and sector in large industrial establishments .operating .(cumulative) for 2016

(ID)

| Section | Industry | Sector | Commodity production value | Non Commodity production | Total production value | Sales value |
|---------|-----------------------------------|--------------|----------------------------|--------------------------|------------------------|-------------|
| 810 | Useing quarry for extraction clay | Governmental | 36000 | 0 | 36000 | 36000 |
| | | public | 1035179 | 0 | 1035179 | 1035179 |
| | | Total | 1071179 | 0 | 1071179 | 1071179 |
| 893 | Salt extraction | Private | 3525000 | 0 | 3525000 | 3525000 |
| | | Total | 3525000 | 0 | 3525000 | 3525000 |
| 1010 | Production and storage meat | Private | 10935479 | 0 | 10935479 | 10935479 |
| | | Total | 10935479 | 0 | 10935479 | 10935479 |
| 1030 | Fruits and vegetables preparing | public | 3170619 | 0 | 3170619 | 3170619 |
| | | Private | 9633554 | 14150 | 9647704 | 9668294 |
| | | Mix | 85398 | 561017 | 646415 | 85398 |
| | | Total | 12889571 | 575167 | 13464738 | 12924311 |
| 1050 | Dairy products | public | 11246641 | 0 | 11246641 | 10808495 |
| | | Private | 13100249 | 1200 | 13101449 | 13086563 |
| | | Total | 24346890 | 1200 | 24348090 | 23895058 |

| Section | Industry | Sector | Commodity production value | Non Commodity production | Total production value | Sales value |
|---------|--|---------|----------------------------|--------------------------|------------------------|-------------|
| 1061 | Grinder industry | public | 61669603 | 31191393 | 92860996 | 61669603 |
| | | Private | 899832 | 126887514 | 127787346 | 899832 |
| | | Total | 62569435 | 158078907 | 220648342 | 62569435 |
| 1072 | Sugar industry | Private | 685536000 | 0 | 685536000 | 685536000 |
| | | Total | 685536000 | 0 | 685536000 | 685536000 |
| 1073 | Chocolate industry | Private | 10643806 | 0 | 10643806 | 10643806 |
| | | Total | 10643806 | 0 | 10643806 | 10643806 |
| 1079 | Other food industry | public | 2172066 | 0 | 2172066 | 2447350 |
| | | Private | 3010170 | 0 | 3010170 | 3010170 |
| | | Mix | 129463 | 51254 | 180717 | 129463 |
| | | Total | 5311699 | 51254 | 5362953 | 5586983 |
| 1080 | Bestial feed industry | Private | 7389500 | 0 | 7389500 | 7389500 |
| | | Total | 7389500 | 0 | 7389500 | 7389500 |
| 1104 | Non alcoholic beverages and water industry | Private | 449179994 | 994964 | 450174958 | 446997750 |
| | | Total | 449179994 | 994964 | 450174958 | 446997750 |

| Section | Industry | Sector | Commodity production value | Non Commodity production | Total production value | Sales value |
|---------|---------------------------------|--------------|----------------------------|--------------------------|------------------------|-------------|
| 1200 | Tobacco industry | Governmental | 42954 | 1075687 | 1118641 | 42954 |
| | | Total | 42954 | 1075687 | 1118641 | 42954 |
| 1311 | Preparing and Weave textile | Governmental | 3187380 | 61784 | 3249164 | 5076826 |
| | | public | 1437241 | 14527 | 1451768 | 1602091 |
| | | Total | 4624621 | 76311 | 4700932 | 6678917 |
| 1912 | Weave textile | public | 489961 | 0 | 489961 | 489961 |
| | | Total | 489961 | 0 | 489961 | 489961 |
| 1392 | Textile industry except clothes | public | 1962102 | 560142 | 2522244 | 1824718 |
| | | Total | 1962102 | 560142 | 2522244 | 1824718 |
| 1393 | Carpet industry | Governmental | 1183610 | 0 | 1183610 | 1183610 |
| | | Total | 1183610 | 0 | 1183610 | 1183610 |
| 1410 | Clothes industry except fur | public | 5634290 | 0 | 5634290 | 2816971 |
| | | Total | 5634290 | 0 | 5634290 | 2816971 |
| 1520 | Shoes industry | Governmental | 2983511 | 9700 | 2993211 | 2613175 |
| | | Total | 2983511 | 9700 | 2993211 | 2613175 |

| Section | Industry | Sector | Commodity production value | Non Commodity production | Total production value | Sales value |
|---------|-----------------------------------|--------------|----------------------------|--------------------------|------------------------|-------------|
| 1629 | Other wood industry | Private | 4247650 | 0 | 4247650 | 4247650 |
| | | Total | 4247650 | 0 | 4247650 | 4247650 |
| 1811 | Printing | Governmental | 6537735 | 129385 | 6667120 | 5056843 |
| | | public | 12079582 | 0 | 12079582 | 12079582 |
| | | Private | 1098926 | 0 | 1098926 | 1098926 |
| | | Total | 19716243 | 129385 | 19845628 | 18235351 |
| 1910 | Coke ovens industry | Governmental | 10031126 | 7500 | 10038626 | 10031126 |
| | | public | 7211063 | 0 | 7211063 | 7211063 |
| | | Total | 17242189 | 7500 | 17249689 | 17242189 |
| 1920 | Purified oil products industry | public | 2260684382 | 11162888 | 2271847270 | 2300404092 |
| | | Private | 108960241 | 0 | 108960241 | 77246363 |
| | | Total | 2369644623 | 11162888 | 2380807511 | 2377650455 |
| 2011 | Basic chemical materials industry | public | 17416900 | 263495 | 17680395 | 10267229 |
| | | Total | 17416900 | 263495 | 17680395 | 10267229 |
| 2012 | Fertilization industry | public | 114145600 | 43117 | 114188717 | 101125562 |
| | | Total | 114145600 | 43117 | 114188717 | 101125562 |

| Section | Industry | Sector | Commodity production value | Non Commodity production | Total production value | Sales value |
|---------|---------------------------------------|--------------|----------------------------|--------------------------|------------------------|-------------|
| 2022 | Painting industry | Private | 11321548 | 74400 | 11395948 | 11412192 |
| | | Total | 11321548 | 74400 | 11395948 | 11412192 |
| 2023 | Soap and cosmetic industry | Governmental | 3967049 | 27888938 | 31855987 | 3967049 |
| | | Private | 870600 | 0 | 870600 | 870600 |
| | | Total | 4837649 | 27888938 | 32726587 | 4837649 |
| 2100 | Chemical and treatment items industry | Private | 476750 | 0 | 476750 | 476750 |
| | | Mix | 468296 | 0 | 468296 | 468296 |
| | | Total | 945046 | 0 | 945046 | 945046 |
| 2211 | Tires and rubber tubes industry | public | 925060 | 1813959 | 2739019 | 925060 |
| | | Total | 925060 | 1813959 | 2739019 | 925060 |
| 2220 | Plastic industry | Governmental | 235078 | 0 | 235078 | 235078 |
| | | public | 428369 | 0 | 428369 | 444451 |
| | | Private | 27689093 | 0 | 27689093 | 27745145 |
| | | Mix | 553162 | 1189105 | 1742267 | 721811 |
| | | Total | 28905702 | 1189105 | 30094807 | 29146485 |

| Section | Industry | Sector | Commodity production value | Non Commodity production | Total production value | Sales value |
|---------|----------------------------|--------------|----------------------------|--------------------------|------------------------|-------------|
| 2392 | Clay and ceramic industry | Private | 377300476 | 142000 | 377442476 | 377300476 |
| | | Total | 377300476 | 142000 | 377442476 | 377300476 |
| 2394 | Cement industry | Governmental | 16068094 | 0 | 16068094 | 16068094 |
| | | public | 97374351 | 15049 | 97389400 | 95477196 |
| | | Private | 76911140 | 0 | 76911140 | 112381467 |
| | | Total | 190353585 | 15049 | 190368634 | 223926757 |
| 2395 | Concrete products industry | Governmental | 1315916 | 2170209 | 3486125 | 1315916 |
| | | public | 521807 | 0 | 521807 | 521807 |
| | | Private | 25584200 | 82964 | 25667164 | 25584200 |
| | | Total | 27421923 | 2253173 | 29675096 | 27421923 |
| 2410 | Steel and iron industry | public | 19159259 | 3755040 | 22914299 | 31991697 |
| | | Private | 1110000 | 0 | 1110000 | 1110000 |
| | | Total | 20269259 | 3755040 | 24024299 | 33101697 |
| 2420 | Basal metal industry | Private | 536400 | 314000 | 850400 | 536400 |
| | | Total | 536400 | 314000 | 850400 | 536400 |

| Section | Industry | Sector | Commodity production value | Non Commodity production | Total production value | Sales value |
|---------|---|--------------|----------------------------|--------------------------|------------------------|-------------|
| 2511 | Iron structural products industry | Governmental | 670417 | 0 | 670417 | 670417 |
| | | Private | 1305600 | 0 | 1305600 | 1305600 |
| | | Total | 1976017 | 0 | 1976017 | 1976017 |
| 2512 | Tanks and container industry | Governmental | 21160597 | 33520 | 21194117 | 11971836 |
| | | Total | 21160597 | 33520 | 21194117 | 11971836 |
| 2640 | Tv,radio and communication devices industry | Mix | 337262 | 0 | 337262 | 337262 |
| | | Total | 337262 | 0 | 337262 | 337262 |
| 2710 | Engines and generator industry | public | 13751064 | 1737639 | 15488703 | 30115721 |
| | | Total | 13751064 | 1737639 | 15488703 | 30115721 |
| 2720 | Batteries industry | public | 380435 | 22776 | 403211 | 815986 |
| | | Total | 380435 | 22776 | 403211 | 815986 |
| 2732 | Electronic and electric wires industry | public | 8149192 | 45742 | 8194934 | 1468711 |
| | | Total | 8149192 | 45742 | 8194934 | 1468711 |
| 2750 | Home devices industry | Private | 4303450 | 0 | 4303450 | 4303450 |
| | | Total | 4303450 | 0 | 4303450 | 4303450 |

| Section | Industry | Sector | Commodity production value | Non Commodity production | Total production value | Sales value |
|--------------|--|--------------|----------------------------|--------------------------|------------------------|-------------------|
| 2790 | Non classified Electric tools industry | public | 2415478 | 2598019 | 5013497 | 2051485 |
| | | Total | 2415478 | 2598019 | 5013497 | 2051485 |
| 2813 | Pumps and taps industry | public | 1853830 | 0 | 1853830 | 1853830 |
| | | Total | 1853830 | 0 | 1853830 | 1853830 |
| 2910 | Vehicles industry | public | 73951460 | 24957133 | 98908593 | 48361179 |
| | | Total | 73951460 | 24957133 | 98908593 | 48361179 |
| 2920 | Dodies and long vehicles industry | Private | 2232000 | 0 | 2232000 | 2232000 |
| | | Total | 2232000 | 0 | 2232000 | 2232000 |
| 3092 | Motorcycle and disabled people vehicles industry | Mix | 361670 | 239984 | 601654 | 562567 |
| | | Total | 361670 | 239984 | 601654 | 562567 |
| 3100 | Furniture industry | Governmental | 126400 | 0 | 126400 | 126400 |
| | | Private | 200375 | 0 | 200375 | 200375 |
| | | Total | 326775 | 0 | 326775 | 326775 |
| Total | | | 4626748685 | 240110194 | 4866858879 | 4631423747 |

Value of Supplies production of commodity and Services by industry and sector in Large Industrial .Establishments (Cumulative) for 2016

(ID)

| Section | Industry | Sector | Crude materials | Packing materials | Other commodity Supplies | Service Supplies | Total value |
|---------|-----------------------------------|--------------|-----------------|-------------------|--------------------------|------------------|-------------|
| 810 | Useing quarry for extraction clay | Governmental | 5500 | 0 | 600 | 200 | 6300 |
| | | public | 221540 | 0 | 166112 | 28936 | 416588 |
| | | Total | 227040 | 0 | 166712 | 29136 | 422888 |
| 893 | Salt extraction | Private | 0 | 0 | 79681 | 45725 | 125406 |
| | | Total | 0 | 0 | 79681 | 45725 | 125406 |
| 1010 | Production and storage meat | Private | 4809395 | 1271100 | 392150 | 363600 | 6836245 |
| | | Total | 4809395 | 1271100 | 392150 | 363600 | 6836245 |
| 1030 | Fruits and vegetables preparing | public | 1546641 | 26100 | 27641 | 23391 | 1623773 |
| | | Private | 2665516 | 3040784 | 646654 | 215740 | 6568694 |
| | | Mix | 8405 | 1251 | 12467 | 16620 | 38743 |
| | | Total | 4220562 | 3068135 | 686762 | 255751 | 8231210 |
| 1050 | Dairy products | public | 6238227 | 1902565 | 1243548 | 327885 | 9712225 |
| | | Private | 4704822 | 1830580 | 1162144 | 722617 | 8420163 |
| | | Total | 10943049 | 3733145 | 2405692 | 1050502 | 18132388 |

| Section | Industry | Sector | Crude materials | Packing materials | Other commodity Supplies | Service Supplies | Total value |
|---------|--|---------|-----------------|-------------------|--------------------------|------------------|-------------|
| 1061 | Grinder industry | public | 145737 | 3552483 | 9093609 | 2197734 | 14989563 |
| | | Private | 136000 | 11771063 | 23398366 | 15811172 | 51116601 |
| | | Total | 281737 | 15323546 | 32491975 | 18008906 | 66106164 |
| 1072 | Sugar industry | Private | 615047900 | 10046112 | 18194671 | 53970 | 643342653 |
| | | Total | 615047900 | 10046112 | 18194671 | 53970 | 643342653 |
| 1073 | Chocolate industry | Private | 3026686 | 1410978 | 1836942 | 530789 | 6805395 |
| | | Total | 3026686 | 1410978 | 1836942 | 530789 | 6805395 |
| 1079 | Other food industry | public | 2593540 | 0 | 19400 | 5750 | 2618690 |
| | | Private | 1033050 | 178121 | 381000 | 82500 | 1674671 |
| | | Mix | 39160 | 671 | 36934 | 8803 | 85568 |
| | | Total | 3665750 | 178792 | 437334 | 97053 | 4378929 |
| 1080 | Bestial feed industry | Private | 4510226 | 22400 | 64600 | 69000 | 4666226 |
| | | Total | 4510226 | 22400 | 64600 | 69000 | 4666226 |
| 1104 | Non alcoholic beverages and water industry | Private | 92493421 | 184802488 | 28796987 | 17839319 | 323932215 |
| | | Total | 92493421 | 184802488 | 28796987 | 17839319 | 323932215 |

| Section | Industry | Sector | Crude materials | Packing materials | Other commodity Supplies | Service Supplies | Total value |
|---------|---------------------------------|--------------|-----------------|-------------------|--------------------------|------------------|-------------|
| 1200 | Tobacco industry | Governmental | 52089 | 28662 | 336106 | 121553 | 538410 |
| | | Total | 52089 | 28662 | 336106 | 121553 | 538410 |
| 1311 | Preparing and Weave textile | Governmental | 1538419 | 108938 | 1180792 | 498040 | 3326189 |
| | | public | 1123581 | 25275 | 269071 | 140340 | 1558267 |
| | | Total | 2662000 | 134213 | 1449863 | 638380 | 4884456 |
| 1312 | Weave textile | public | 75801 | 8674 | 58145 | 28867 | 171487 |
| | | Total | 75801 | 8674 | 58145 | 28867 | 171487 |
| 1392 | Textile industry except clothes | public | 985044 | 22633 | 195368 | 145691 | 1348736 |
| | | Total | 985044 | 22633 | 195368 | 145691 | 1348736 |
| 1393 | Carpet industry | Governmental | 2206 | 12 | 429388 | 51978 | 483584 |
| | | Total | 2206 | 12 | 429388 | 51978 | 483584 |
| 1410 | Clothes industry except fur | public | 880225 | 100910 | 506459 | 550324 | 2037918 |
| | | Total | 880225 | 100910 | 506459 | 550324 | 2037918 |
| 1520 | Shoes industry | Governmental | 1982603 | 102918 | 937557 | 1414196 | 4437274 |
| | | Total | 1982603 | 102918 | 937557 | 1414196 | 4437274 |

| Section | Industry | Sector | Crude materials | Packing materials | Other commodity Supplies | Service Supplies | Total value |
|---------|-----------------------------------|--------------|-----------------|-------------------|--------------------------|------------------|-------------|
| 1629 | Other wood industry | Private | 124125 | 0 | 65040 | 49525 | 238690 |
| | | Total | 124125 | 0 | 65040 | 49525 | 238690 |
| 1811 | Printing | Governmental | 1414592 | 50010 | 504035 | 535310 | 2503947 |
| | | public | 6391896 | 190302 | 204551 | 189890 | 6976639 |
| | | Private | 570706 | 6980 | 17480 | 24200 | 619366 |
| | | Total | 8377194 | 247292 | 726066 | 749400 | 10099952 |
| 1910 | Coke ovens industry | Governmental | 4384146 | 0 | 918483 | 108912 | 5411541 |
| | | public | 3437880 | 0 | 924628 | 275737 | 4638245 |
| | | Total | 7822026 | 0 | 1843111 | 384649 | 10049786 |
| 1920 | Purified oil products industry | public | 1233591573 | 410661 | 110065676 | 30984527 | 1375052437 |
| | | Private | 43085985 | 0 | 2912053 | 4381105 | 50379143 |
| | | Total | 1276677558 | 410661 | 112977729 | 35365632 | 1425431580 |
| 2011 | Basic chemical materials industry | public | 3871194 | 141838 | 1670447 | 2630770 | 8314249 |
| | | Total | 3871194 | 141838 | 1670447 | 2630770 | 8314249 |
| 2012 | Fertilization industry | public | 7934087 | 2545391 | 17298014 | 4619015 | 32396507 |
| | | Total | 7934087 | 2545391 | 17298014 | 4619015 | 32396507 |

| Section | Industry | Sector | Crude materials | Packing materials | Other commodity Supplies | Service Supplies | Total value |
|---------|---------------------------------------|--------------|-----------------|-------------------|--------------------------|------------------|-------------|
| 2022 | Painting industry | Private | 8465936 | 607550 | 264200 | 123800 | 9461486 |
| | | Total | 8465936 | 607550 | 264200 | 123800 | 9461486 |
| 2023 | Soap and cosmetic industry | Governmental | 2719061 | 1027446 | 785266 | 4325532 | 8857305 |
| | | Private | 529976 | 114675 | 71415 | 22860 | 738926 |
| | | Total | 3249037 | 1142121 | 856681 | 4348392 | 9596231 |
| 2100 | Chemical and treatment items industry | Private | 6562 | 0 | 139580 | 32965 | 179107 |
| | | Mix | 66670 | 105107 | 95233 | 62333 | 329343 |
| | | Total | 73232 | 105107 | 234813 | 95298 | 508450 |
| 2211 | Tires and rubber tubes industry | public | 513981 | 136050 | 1179050 | 583817 | 2412898 |
| | | Total | 513981 | 136050 | 1179050 | 583817 | 2412898 |
| 2220 | Plastic industry | Governmental | 183225 | 0 | 1951 | 0 | 185176 |
| | | public | 136865 | 0 | 83892 | 52785 | 273542 |
| | | Private | 22833538 | 273900 | 1082180 | 373400 | 24563018 |
| | | Mix | 317502 | 0 | 144504 | 274885 | 736891 |
| | | Total | 23471130 | 273900 | 1312527 | 701070 | 25758627 |

| Section | Industry | Sector | Crude materials | Packing materials | Other commodity Supplies | Service Supplies | Total value |
|---------|----------------------------|--------------|-----------------|-------------------|--------------------------|------------------|-------------|
| 2392 | Clay and ceramic industry | Private | 32427674 | 0 | 115639745 | 29011620 | 177079039 |
| | | Total | 32427674 | 0 | 115639745 | 29011620 | 177079039 |
| 2394 | Cement industry | Governmental | 1811173 | 307628 | 4187943 | 681452 | 6988196 |
| | | public | 11327036 | 6746508 | 34448430 | 2474994 | 54996968 |
| | | Private | 13017189 | 3262689 | 27430780 | 2698936 | 46409594 |
| | | Total | 26155398 | 10316825 | 66067153 | 5855382 | 108394758 |
| 2395 | Concrete products industry | Governmental | 202289 | 3383 | 647971 | 391892 | 1245535 |
| | | public | 386134 | 0 | 82513 | 13507 | 482154 |
| | | Private | 11777954 | 0 | 3273292 | 2941101 | 17992347 |
| | | Total | 12366377 | 3383 | 4003776 | 3346500 | 19720036 |
| 2410 | Steel and iron industry | public | 6503369 | 0 | 2196283 | 1849277 | 10548929 |
| | | Private | 202500 | 0 | 142370 | 78560 | 423430 |
| | | Total | 6705869 | 0 | 2338653 | 1927837 | 10972359 |
| 2420 | Basal metal industry | Private | 235330 | 0 | 63000 | 20000 | 318330 |
| | | Total | 235330 | 0 | 63000 | 20000 | 318330 |

| Section | Industry | Sector | Crude materials | Packing materials | Other commodity Supplies | Service Supplies | Total value |
|---------|---|--------------|-----------------|-------------------|--------------------------|------------------|-------------|
| 2511 | Iron structural products industry | Governmental | 239080 | 0 | 200074 | 87437 | 526591 |
| | | Private | 309040 | 0 | 69360 | 223760 | 602160 |
| | | Total | 548120 | 0 | 269434 | 311197 | 1128751 |
| 2512 | Tanks and container industry | Governmental | 5198480 | 0 | 2526771 | 3171469 | 10896720 |
| | | Total | 5198480 | 0 | 2526771 | 3171469 | 10896720 |
| 2640 | Tv,radio and communication devices industrv | Mix | 102605 | 3324 | 32522 | 457601 | 596052 |
| | | Total | 102605 | 3324 | 32522 | 457601 | 596052 |
| 2710 | Engines and generator industry | public | 5977039 | 9434 | 1052704 | 3267056 | 10306233 |
| | | Total | 5977039 | 9434 | 1052704 | 3267056 | 10306233 |
| 2720 | Batteries industry | public | 84255 | 6879 | 93260 | 75853 | 260247 |
| | | Total | 84255 | 6879 | 93260 | 75853 | 260247 |
| 2732 | Electronic and electric wires industry | public | 4561519 | 152882 | 1787275 | 482913 | 6984589 |
| | | Total | 4561519 | 152882 | 1787275 | 482913 | 6984589 |
| 2750 | Home devices industry | Private | 2464067 | 143785 | 416506 | 369180 | 3393538 |
| | | Total | 2464067 | 143785 | 416506 | 369180 | 3393538 |

| Section | Industry | Sector | Crude materials | Packing materials | Other commodity Supplies | Service Supplies | Total value |
|--------------|--|--------------|-------------------|-------------------|--------------------------|------------------|-------------------|
| 2790 | Non classified Electric tools industry | public | 975164 | 41 | 647552 | 1609060 | 3231817 |
| | | Total | 975164 | 41 | 647552 | 1609060 | 3231817 |
| 2813 | Pumps and taps industry | public | 138263 | 0 | 523326 | 95818 | 757407 |
| | | Total | 138263 | 0 | 523326 | 95818 | 757407 |
| 2910 | Vehicles industry | public | 31385881 | 1549 | 3210392 | 5286742 | 39884564 |
| | | Total | 31385881 | 1549 | 3210392 | 5286742 | 39884564 |
| 2920 | Dodies and long vehicles industry | Private | 1236340 | 0 | 185000 | 86000 | 1507340 |
| | | Total | 1236340 | 0 | 185000 | 86000 | 1507340 |
| 3092 | Motorcycle and disabled people vehicles industry | Mix | 180291 | 9 | 39754 | 51357 | 271411 |
| | | Total | 180291 | 9 | 39754 | 51357 | 271411 |
| 3100 | Furniture industry | Governmental | 88096 | 0 | 16500 | 45500 | 150096 |
| | | Private | 12379 | 0 | 4085 | 3755 | 20219 |
| | | Total | 100475 | 0 | 20585 | 49255 | 170315 |
| Total | | | 2217288381 | 236502739 | 426811478 | 146420948 | 3027023546 |

**Number of Large Industrial Establishments Operating by Governorate and Sector and Number of Permanent and Temporary Workers and Their (Cumulative) wages for 2016
(ID)**

| Governorate | No. of Establishments | Permanent operators | | Temporary operators | | Total | | Operators without wages |
|--------------|-----------------------|---------------------|--------------------|---------------------|--------------------|------------------|--------------------|-------------------------|
| | | No. of Operators | Wages and Benefits | No. of Operators | Wages and Benefits | No. of Operators | Wages and Benefits | |
| Kirkuk | 24 | 4508 | 74214665 | 0 | 0 | 4508 | 74214665 | 12 |
| Dyala | 78 | 4441 | 33125150 | 717 | 2285405 | 5158 | 35410555 | 0 |
| Baghdad | 100 | 50870 | 520876058 | 695 | 6102573 | 51565 | 526978631 | 33 |
| Babylon | 54 | 10533 | 100537320 | 880 | 3188737 | 11413 | 103726057 | 57 |
| Kerbela | 19 | 1292 | 6865588 | 34 | 146599 | 1326 | 7012187 | 21 |
| Wasit | 57 | 4636 | 37892662 | 799 | 1438390 | 5435 | 39331052 | 50 |
| Al-Najaf | 28 | 6085 | 64711090 | 1174 | 5406600 | 7259 | 70117690 | 13 |
| Al-Qadisiya | 48 | 5048 | 37091559 | 25 | 53900 | 5073 | 37145459 | 48 |
| Al-Muthanna | 44 | 2397 | 14376450 | 1403 | 2276024 | 3800 | 16652474 | 62 |
| Thi-Qar | 27 | 5232 | 65678838 | 10 | 150164 | 5242 | 65829002 | 2 |
| Missan | 78 | 5014 | 44063108 | 85 | 912888 | 5099 | 44975996 | 13 |
| Basrah | 29 | 10374 | 195768706 | 456 | 3257060 | 10830 | 199025766 | 1 |
| Total | 586 | 110430 | 1195201194 | 6278 | 25218340 | 116708 | 1220419534 | 312 |

**Value of production and sales by governorate in large industrial establishments operating .(cumulative) for the year 2016
(ID)**

| Governorate | Commodity production value | Non-Commodity production value | Total production value | Sales value |
|--------------------|-----------------------------------|---------------------------------------|-------------------------------|--------------------|
| Kirkuk | 304779906 | 8020753 | 312800659 | 285029766 |
| Dyala | 44960805 | 10377615 | 55338420 | 56570044 |
| Baghdad | 1418773384 | 108722340 | 1527495724 | 1443314140 |
| Babylon | 910727575 | 34200810 | 944928385 | 886377009 |
| Kerbela | 29535284 | 8752974 | 38288258 | 29535284 |
| Wasit | 44397556 | 4381692 | 48779248 | 46287002 |
| Najaf | 126502135 | 12557612 | 139059747 | 121468654 |
| Qadysia | 78281902 | 6697932 | 84979834 | 78281902 |
| Al-Muthanna | 128537820 | 2864534 | 131402354 | 164008147 |
| Thi-Qar | 158744852 | 13553327 | 172298179 | 152064371 |
| Missan | 220113767 | 6693492 | 226807259 | 220113767 |
| Basrah | 1161393699 | 23287113 | 1184680812 | 1148373661 |
| Total | 4626748685 | 240110194 | 4866858879 | 4631423747 |

**Value of Supplies of commodity and Services by governorate in Large Industrial .Establishments (Cumulative) for 2016
(ID)**

| Government | Crude materials | Packing materials | Other commodity Supplies | Service Supplies | Total value |
|-------------------|------------------------|--------------------------|---------------------------------|-------------------------|--------------------|
| Kirkuk | 94949322 | 21273861 | 28375149 | 9710883 | 154309215 |
| Dyala | 7573421 | 688504 | 15368288 | 8508241 | 32138454 |
| Baghdad | 640285381 | 129207216 | 82431541 | 53280145 | 905204283 |
| Babylon | 669980306 | 60387212 | 50093303 | 13922696 | 794383517 |
| Kerbela | 12715835 | 1794750 | 4457564 | 1382792 | 20350941 |
| Wasit | 5997016 | 658122 | 17802997 | 2531511 | 26989646 |
| Najaf | 22108082 | 8980052 | 42468958 | 5326091 | 78883183 |
| Qadysia | 9537604 | 1052914 | 22076640 | 10991123 | 43658281 |
| Al-Muthanna | 18055807 | 3812645 | 43577248 | 5853594 | 71299294 |
| Thi-Qar | 96050042 | 1333723 | 13288756 | 7749664 | 118422185 |
| Missan | 68375088 | 534443 | 41078463 | 2805919 | 112793913 |
| Basrah | 571660477 | 6779297 | 65792571 | 24358289 | 668590634 |
| Total | 2217288381 | 236502739 | 426811478 | 146420948 | 3027023546 |

**Number of Large Industrial Establishments Operating by Governorate and Sector and Number of Permanent and Temporary Workers and Their (Cumulative) wages for 2016
(ID)**

| Governorate | Sector | No.of Establishments | Permanent operators | | Temporary operators | | Total | | Operators without wages |
|-------------|--------------|----------------------|---------------------|--------------------|---------------------|--------------------|-----------------|--------------------|-------------------------|
| | | | No.of Operators | Wages and Benefits | No.of Operators | Wages and Benefits | No.of Operators | Wages and Benefits | |
| Kirkuk | governmental | 1 | 18 | 118800 | 0 | 0 | 18 | 118800 | 0 |
| | Public | 1 | 3166 | 65617714 | 0 | 0 | 3166 | 65617714 | 0 |
| | Private | 22 | 1324 | 8478151 | 0 | 0 | 1324 | 8478151 | 12 |
| | Total | 24 | 4508 | 74214665 | 0 | 0 | 4508 | 74214665 | 12 |
| Dyala | Public | 2 | 2501 | 25229130 | 7 | 18960 | 2508 | 25248090 | 0 |
| | Private | 76 | 1940 | 7896020 | 710 | 2266445 | 2650 | 10162465 | 0 |
| | Total | 78 | 4441 | 33125150 | 717 | 2285405 | 5158 | 35410555 | 0 |
| Baghdad | governmental | 15 | 19474 | 171507642 | 170 | 571796 | 19644 | 172079438 | 0 |
| | Public | 17 | 27738 | 307265276 | 133 | 391965 | 27871 | 307657241 | 0 |
| | Private | 64 | 2980 | 37206365 | 377 | 5079071 | 3357 | 42285436 | 33 |
| | Mix | 4 | 678 | 4896775 | 15 | 59741 | 693 | 4956516 | 0 |
| | Total | 100 | 50870 | 520876058 | 695 | 6102573 | 51565 | 526978631 | 33 |
| Babylon | Public | 9 | 8498 | 88962233 | 483 | 1574876 | 8981 | 90537109 | 0 |
| | Private | 43 | 1990 | 11371812 | 389 | 1586105 | 2379 | 12957917 | 57 |
| | Mix | 2 | 45 | 203275 | 8 | 27756 | 53 | 231031 | 0 |
| | Total | 54 | 10533 | 100537320 | 880 | 3188737 | 11413 | 103726057 | 57 |

| Governorate | Sector | No.of Establishments | Permanent operators | | Temporary operators | | Total | | Operators without wages |
|-------------|--------------|----------------------|---------------------|--------------------|---------------------|--------------------|-----------------|--------------------|-------------------------|
| | | | No.of Operators | Wages and Benefits | No.of Operators | Wages and Benefits | No.of Operators | Wages and Benefits | |
| Kerbela | Public | 3 | 686 | 3667696 | 0 | 0 | 686 | 3667696 | 0 |
| | Private | 16 | 606 | 3197892 | 34 | 146599 | 640 | 3344491 | 21 |
| | Total | 19 | 1292 | 6865588 | 34 | 146599 | 1326 | 7012187 | 21 |
| Wasit | governmental | 2 | 2505 | 24311024 | 4 | 15840 | 2509 | 24326864 | 0 |
| | Private | 55 | 2131 | 13581638 | 795 | 1422550 | 2926 | 15004188 | 50 |
| | Total | 57 | 4636 | 37892662 | 799 | 1438390 | 5435 | 39331052 | 50 |
| Al-Najaf | governmental | 2 | 32 | 245500 | 0 | 0 | 32 | 245500 | 0 |
| | Public | 5 | 5155 | 59402615 | 767 | 4397000 | 5922 | 63799615 | 0 |
| | Private | 21 | 898 | 5062975 | 407 | 1009600 | 1305 | 6072575 | 13 |
| | Total | 28 | 6085 | 64711090 | 1174 | 5406600 | 7259 | 70117690 | 13 |
| Qadisya | Public | 7 | 3067 | 26696249 | 25 | 53900 | 3092 | 26750149 | 0 |
| | Private | 41 | 1981 | 10395310 | 0 | 0 | 1981 | 10395310 | 48 |
| | Total | 48 | 5048 | 37091559 | 25 | 53900 | 5073 | 37145459 | 48 |

| Governorate | Sector | No. of Establishments | Permanent operators | | Temporary operators | | Total | | Operators without wages |
|--------------|--------------|-----------------------|---------------------|--------------------|---------------------|--------------------|------------------|--------------------|-------------------------|
| | | | No. of Operators | Wages and Benefits | No. of Operators | Wages and Benefits | No. of Operators | Wages and Benefits | |
| Al-Muthana | governmental | 3 | 681 | 4707679 | 79 | 128680 | 760 | 4836359 | 0 |
| | Private | 41 | 1716 | 9668771 | 1324 | 2147344 | 3040 | 11816115 | 62 |
| | Total | 44 | 2397 | 14376450 | 1403 | 2276024 | 3800 | 16652474 | 62 |
| Thi-Qar | Public | 2 | 4399 | 61869538 | 10 | 150164 | 4409 | 62019702 | 0 |
| | Private | 25 | 833 | 3809300 | 0 | 0 | 833 | 3809300 | 2 |
| | Total | 27 | 5232 | 65678838 | 10 | 150164 | 5242 | 65829002 | 2 |
| Missan | Public | 1 | 564 | 12298464 | 27 | 356304 | 591 | 12654768 | 0 |
| | Private | 77 | 4450 | 31764644 | 58 | 556584 | 4508 | 32321228 | 13 |
| | Total | 78 | 5014 | 44063108 | 85 | 912888 | 5099 | 44975996 | 13 |
| Basrah | Governmental | 2 | 177 | 2011000 | 11 | 35520 | 188 | 2046520 | 0 |
| | Public | 3 | 9140 | 185353474 | 167 | 1718016 | 9307 | 187071490 | 0 |
| | Private | 24 | 1057 | 8404232 | 278 | 1503524 | 1335 | 9907756 | 1 |
| | Total | 29 | 10374 | 195768706 | 456 | 3257060 | 10830 | 199025766 | 1 |
| Total | | 586 | 110430 | 1195201194 | 6278 | 25218340 | 116708 | 1220419534 | 312 |

Value of production and sales by governorate and sector in large industrial .establishments operating .(cumulative) for the year 2016
(ID)

| Governorate | Sector | Commodity production value | Non-Commodity production value | Total prpduction value | Sales value |
|-------------|--------------|----------------------------|--------------------------------|------------------------|-------------|
| Kirkuk | Governmental | 402000 | 0 | 402000 | 402000 |
| | public | 127047106 | 180442 | 127227548 | 141181872 |
| | private | 177330800 | 7840311 | 185171111 | 143445894 |
| | Total | 304779906 | 8020753 | 312800659 | 285029766 |
| Dyala | public | 8469295 | 1737639 | 10206934 | 20078534 |
| | private | 36491510 | 8639976 | 45131486 | 36491510 |
| | Total | 44960805 | 10377615 | 55338420 | 56570044 |
| Baghdad | Governmental | 44879958 | 31367471 | 76247429 | 33839969 |
| | public | 1036405287 | 44422661 | 1080827948 | 1071459952 |
| | private | 335767749 | 31503119 | 367270868 | 335924283 |
| | Mix | 1720390 | 1429089 | 3149479 | 2089936 |
| | Total | 1418773384 | 108722340 | 1527495724 | 1443314140 |
| Babylon | public | 85315013 | 25157663 | 110472676 | 60964447 |
| | private | 825197701 | 8430876 | 833628577 | 825197701 |
| | Mix | 214861 | 612271 | 827132 | 214861 |
| | Total | 910727575 | 34200810 | 944928385 | 886377009 |

| Governorate | Sector | Commodity production value | Non-Commodity production value | Total prpduction value | Sales value |
|-------------|--------------|----------------------------|--------------------------------|------------------------|-------------|
| Kerbela | public | 15167664 | 0 | 15167664 | 15167664 |
| | private | 14367620 | 8752974 | 23120594 | 14367620 |
| | Total | 29535284 | 8752974 | 38288258 | 29535284 |
| Wasit | Governmental | 2567221 | 1752 | 2568973 | 4456667 |
| | private | 41830335 | 4379940 | 46210275 | 41830335 |
| | Total | 44397556 | 4381692 | 48779248 | 46287002 |
| Al-Najaf | Governmental | 819360 | 0 | 819360 | 819360 |
| | public | 93272790 | 1825459 | 95098249 | 88239309 |
| | private | 32409985 | 10732153 | 43142138 | 32409985 |
| | Total | 126502135 | 12557612 | 139059747 | 121468654 |
| Al-Qadysia | public | 6938159 | 0 | 6938159 | 6938159 |
| | private | 71343743 | 6697932 | 78041675 | 71343743 |
| | Total | 78281902 | 6697932 | 84979834 | 78281902 |

| Governorate | Sector | Commodity production value | Non-Commodity production value | Total prpduction value | Sales value |
|--------------|--------------|----------------------------|--------------------------------|------------------------|-------------|
| Al-Muthanna | Governmental | 18271178 | 7500 | 18278678 | 18271178 |
| | private | 110266642 | 2857034 | 113123676 | 145736969 |
| | Total | 128537820 | 2864534 | 131402354 | 164008147 |
| Thi-Qar | public | 137395312 | 45742 | 137441054 | 130714831 |
| | private | 21349540 | 13507585 | 34857125 | 21349540 |
| | Total | 158744852 | 13553327 | 172298179 | 152064371 |
| Missan | public | 91937820 | 0 | 91937820 | 91937820 |
| | private | 128175947 | 6693492 | 134869439 | 128175947 |
| | Total | 220113767 | 6693492 | 226807259 | 220113767 |
| Basrah | Governmental | 606150 | 0 | 606150 | 606150 |
| | public | 1117317088 | 4811313 | 1122128401 | 1104297050 |
| | private | 43470461 | 18475800 | 61946261 | 43470461 |
| | Total | 1161393699 | 23287113 | 1184680812 | 1148373661 |
| Total | | 4626748685 | 240110194 | 4866858879 | 4631423747 |

Value of Supplies production of commodity and Services by governorate in Large Industrial Establishments (Cumulative) for 2016 .
(ID)

| Governorate | sector | Crude materials | Packing materials | Other commodity Supplies | Service Supplies | Total value |
|-------------|--------------|-----------------|-------------------|--------------------------|------------------|-------------|
| Kirkuk | Governmental | 36401 | 0 | 47733 | 52912 | 137046 |
| | public | 27545856 | 0 | 21031477 | 2210748 | 50788081 |
| | private | 67367065 | 21273861 | 7295939 | 7447223 | 103384088 |
| | Total | 94949322 | 21273861 | 28375149 | 9710883 | 154309215 |
| Dyala | public | 4541772 | 6674 | 842588 | 978091 | 6369125 |
| | private | 3031649 | 681830 | 14525700 | 7530150 | 25769329 |
| | Total | 7573421 | 688504 | 15368288 | 8508241 | 32138454 |
| Baghdad | Governmental | 14749922 | 1297709 | 7345493 | 10311406 | 33704530 |
| | public | 531734440 | 5939196 | 50523967 | 25661979 | 613859582 |
| | private | 93133951 | 121861871 | 24250068 | 16460584 | 255706474 |
| | Mix | 667068 | 108440 | 312013 | 846176 | 1933697 |
| | Total | 640285381 | 129207216 | 82431541 | 53280145 | 905204283 |
| Babylon | public | 36128279 | 146623 | 5510110 | 6008828 | 47793840 |
| | private | 633804462 | 60238667 | 44533792 | 7888445 | 746465366 |
| | Mix | 47565 | 1922 | 49401 | 25423 | 124311 |
| | Total | 669980306 | 60387212 | 50093303 | 13922696 | 794383517 |

| Governorate | sector | Crude materials | Packing materials | Other commodity Supplies | Service Supplies | Total value |
|-------------|--------------|-----------------|-------------------|--------------------------|------------------|-------------|
| Kerbela | public | 9362954 | 381152 | 590897 | 322446 | 10657449 |
| | private | 3352881 | 1413598 | 3866667 | 1060346 | 9693492 |
| | Total | 12715835 | 1794750 | 4457564 | 1382792 | 20350941 |
| Wasit | Governmental | 1438813 | 21280 | 729617 | 310861 | 2500571 |
| | private | 4558203 | 636842 | 17073380 | 2220650 | 24489075 |
| | Total | 5997016 | 658122 | 17802997 | 2531511 | 26989646 |
| Al-Najaf | Governmental | 244597 | | 157600 | 20200 | 422397 |
| | public | 8815289 | 6621552 | 34753358 | 3320891 | 53511090 |
| | private | 13048196 | 2358500 | 7558000 | 1985000 | 24949696 |
| | Total | 22108082 | 8980052 | 42468958 | 5326091 | 78883183 |
| Al-Qadysia | public | 3112419 | 181955 | 976952 | 353363 | 4624689 |
| | private | 6425185 | 870959 | 21099688 | 10637760 | 39033592 |
| | Total | 9537604 | 1052914 | 22076640 | 10991123 | 43658281 |

| Governorate | sector | Crude materials | Packing materials | Other commodity Supplies | Service Supplies | Total value |
|--------------|--------------|-----------------|-------------------|--------------------------|------------------|-------------|
| Al-Muthanna | Governmental | 3156658 | 307628 | 4360694 | 681452 | 8506432 |
| | private | 14899149 | 3505017 | 39216554 | 5172142 | 62792862 |
| | Total | 18055807 | 3812645 | 43577248 | 5853594 | 71299294 |
| Thi-Qar | public | 95235559 | 153882 | 10237575 | 1943263 | 107570279 |
| | private | 814483 | 1179841 | 3051181 | 5806401 | 10851906 |
| | Total | 96050042 | 1333723 | 13288756 | 7749664 | 118422185 |
| Missan | public | 58794048 | 0 | 5234296 | 1225879 | 65254223 |
| | private | 9581040 | 534443 | 35844167 | 1580040 | 47539690 |
| | Total | 68375088 | 534443 | 41078463 | 2805919 | 112793913 |
| Basrah | Governmental | 194568 | 2380 | 32300 | 56640 | 285888 |
| | public | 555755856 | 2549141 | 57346126 | 15915191 | 631566314 |
| | private | 15710053 | 4227776 | 8414145 | 8386458 | 36738432 |
| | Total | 571660477 | 6779297 | 65792571 | 24358289 | 668590634 |
| Total | | 2217288381 | 236502739 | 426811478 | 146420948 | 3027023546 |